



Municipio de Juárez Hidalgo
 Análisis Mensual de Egresos Pagados por Fuente de Financiamiento al 30/sep./2022

UP: SP:W:W:W
 rpt:DetalleC:Prin

(Cifras en pesos y centavos)

Fecha: 01/10/2022

Diferencia: (Vigente - Total)

Objeto del Gasto	Presupuesto Vigente	Ene	Feb	Mar	Abr	May	Jun	Jul	Ago	Sep	Oct	Nov	Dic	Total	Diferencia
FAISMD FONDO DE APORTACIONES PARA LA INFRAESTRUCTURA SOCIAL MUNICIPAL															
000000 INVERSION PUBLICA	\$8,303,879.00	\$0.00	\$0.00	\$0.00	\$1,150,000.00	\$0.00	\$0.00	\$0.00	\$0.00	\$760,424.20	\$0.00	\$0.00	\$0.00	\$1,810,424.20	\$4,493,454.80
613000 Obra publica en bienes de dominio	\$1,050,000.00	\$0.00	\$0.00	\$0.00	\$1,050,000.00	\$0.00	\$0.00	\$0.00	\$0.00	\$0.00	\$0.00	\$0.00	\$0.00	\$1,050,000.00	\$0.00
613005 Construcción de obras para el	\$1,050,000.00	\$0.00	\$0.00	\$0.00	\$1,050,000.00	\$0.00	\$0.00	\$0.00	\$0.00	\$0.00	\$0.00	\$0.00	\$0.00	\$1,050,000.00	\$0.00
2022FAISM033001 CONSTRUCCION	\$1,050,000.00	\$0.00	\$0.00	\$0.00	\$1,050,000.00	\$0.00	\$0.00	\$0.00	\$0.00	\$0.00	\$0.00	\$0.00	\$0.00	\$1,050,000.00	\$0.00
614000 Delinea de terrenos y construcciones de	\$2,774,879.00	\$0.00	\$0.00	\$0.00	\$0.00	\$0.00	\$0.00	\$0.00	\$0.00	\$0.00	\$0.00	\$0.00	\$0.00	\$2,774,879.00	\$0.00
614002 2022FAISM033000 OBRAS 2022	\$2,774,879.00	\$0.00	\$0.00	\$0.00	\$0.00	\$0.00	\$0.00	\$0.00	\$0.00	\$0.00	\$0.00	\$0.00	\$0.00	\$2,774,879.00	\$0.00
614002 2022FAISM033000 OBRAS 2022	\$2,774,879.00	\$0.00	\$0.00	\$0.00	\$0.00	\$0.00	\$0.00	\$0.00	\$0.00	\$0.00	\$0.00	\$0.00	\$0.00	\$2,774,879.00	\$0.00
615000 Construcción de vías de comunicación	\$2,479,000.00	\$0.00	\$0.00	\$0.00	\$0.00	\$0.00	\$0.00	\$0.00	\$0.00	\$760,424.20	\$0.00	\$0.00	\$0.00	\$1,718,757.80	\$760,242.20
2022FAISM033002 CONSTRUCCION	\$2,479,000.00	\$0.00	\$0.00	\$0.00	\$0.00	\$0.00	\$0.00	\$0.00	\$0.00	\$760,424.20	\$0.00	\$0.00	\$0.00	\$1,718,757.80	\$760,242.20
615007 2022FAISM033003	\$69,000.00	\$0.00	\$0.00	\$0.00	\$0.00	\$0.00	\$0.00	\$0.00	\$0.00	\$0.00	\$0.00	\$0.00	\$0.00	\$69,000.00	\$0.00
2022FAISM033009 CONSTRUCCION	\$69,000.00	\$0.00	\$0.00	\$0.00	\$0.00	\$0.00	\$0.00	\$0.00	\$0.00	\$0.00	\$0.00	\$0.00	\$0.00	\$69,000.00	\$0.00
615008 2022FAISM033009 CONSTRUCCION	\$69,000.00	\$0.00	\$0.00	\$0.00	\$0.00	\$0.00	\$0.00	\$0.00	\$0.00	\$0.00	\$0.00	\$0.00	\$0.00	\$69,000.00	\$0.00
FONDO DE APORTACIONES PARA	\$8,303,879.00	\$0.00	\$0.00	\$0.00	\$1,150,000.00	\$0.00	\$0.00	\$0.00	\$0.00	\$760,424.20	\$0.00	\$0.00	\$0.00	\$1,810,424.20	\$4,493,454.80

Objeto del Gasto	Presupuesto Vigente	Ene	Feb	Mar	Abr	May	Jun	Jul	Ago	Sep	Oct	Nov	Dic	Total	Diferencia
FAPFMD FONDO DE APORTACIONES PARA EL FORTALECIMIENTO DE LOS MUNICIPIOS															
100000 SERVICIOS PERSONALES	\$2,228,240.22	\$160,421.40	\$175,850.65	\$227,551.95	\$175,850.65	\$198,471.55	\$120,621.00	\$133,701.15	\$138,706.20	\$130,631.10	\$0.00	\$0.00	\$0.00	\$1,239,805.75	\$888,234.47
110000 Remuneraciones al personal de	\$2,012,666.89	\$160,421.40	\$175,850.65	\$227,551.95	\$175,850.65	\$198,471.55	\$120,621.00	\$133,701.15	\$138,706.20	\$130,631.10	\$0.00	\$0.00	\$0.00	\$1,239,805.75	\$792,681.14
113000 Sueldos base al Personal Permanente	\$2,012,666.89	\$160,421.40	\$175,850.65	\$227,551.95	\$175,850.65	\$198,471.55	\$120,621.00	\$133,701.15	\$138,706.20	\$130,631.10	\$0.00	\$0.00	\$0.00	\$1,239,805.75	\$792,681.14
113001 Sueldos Base al Personal Permanente	\$2,012,666.89	\$160,421.40	\$175,850.65	\$227,551.95	\$175,850.65	\$198,471.55	\$120,621.00	\$133,701.15	\$138,706.20	\$130,631.10	\$0.00	\$0.00	\$0.00	\$1,239,805.75	\$792,681.14
130000 Remuneraciones adicionales y	\$215,573.33	\$0.00	\$0.00	\$0.00	\$0.00	\$0.00	\$0.00	\$0.00	\$0.00	\$0.00	\$0.00	\$0.00	\$0.00	\$215,573.33	\$0.00
132001 Prima de vacaciones, dominical y	\$215,573.33	\$0.00	\$0.00	\$0.00	\$0.00	\$0.00	\$0.00	\$0.00	\$0.00	\$0.00	\$0.00	\$0.00	\$0.00	\$215,573.33	\$0.00
132001 Prima de vacaciones, dominical y	\$215,573.33	\$0.00	\$0.00	\$0.00	\$0.00	\$0.00	\$0.00	\$0.00	\$0.00	\$0.00	\$0.00	\$0.00	\$0.00	\$215,573.33	\$0.00
200000 MATERIALES Y SUMINISTROS	\$45,617.67	\$0.00	\$0.00	\$0.00	\$0.00	\$0.00	\$0.00	\$0.00	\$0.00	\$0.00	\$0.00	\$0.00	\$0.00	\$45,617.67	\$0.00
281000 Combustibles, lubricantes y aditivos	\$45,617.67	\$0.00	\$0.00	\$0.00	\$0.00	\$0.00	\$0.00	\$0.00	\$0.00	\$0.00	\$0.00	\$0.00	\$0.00	\$45,617.67	\$0.00
281001 Combustibles, lubricantes y aditivos	\$45,617.67	\$0.00	\$0.00	\$0.00	\$0.00	\$0.00	\$0.00	\$0.00	\$0.00	\$0.00	\$0.00	\$0.00	\$0.00	\$45,617.67	\$0.00
281001 Combustibles, lubricantes y aditivos	\$45,617.67	\$0.00	\$0.00	\$0.00	\$0.00	\$0.00	\$0.00	\$0.00	\$0.00	\$0.00	\$0.00	\$0.00	\$0.00	\$45,617.67	\$0.00
FONDO DE APORTACIONES PARA	\$2,273,857.89	\$160,421.40	\$175,850.65	\$227,551.95	\$175,850.65	\$198,471.55	\$120,621.00	\$133,701.15	\$138,706.20	\$130,631.10	\$0.00	\$0.00	\$0.00	\$1,239,805.75	\$1,014,052.14

Objeto del Gasto	Presupuesto Vigente	Ene	Feb	Mar	Abr	May	Jun	Jul	Ago	Sep	Oct	Nov	Dic	Total	Diferencia
FCISAN FONDO DE COMPENSACION DE IMPUESTO SOBRE AUTOMOVILES NUEVOS															
200000 MATERIALES Y SUMINISTROS	\$24,480.00	\$0.00	\$0.00	\$2,082.00	\$0.00	\$0.00	\$0.00	\$0.00	\$1,875.00	\$0.00	\$0.00	\$0.00	\$0.00	\$3,957.00	\$20,523.00
210000 Materiales de administración, emisión	\$24,480.00	\$0.00	\$0.00	\$2,082.00	\$0.00	\$0.00	\$0.00	\$0.00	\$1,875.00	\$0.00	\$0.00	\$0.00	\$0.00	\$3,957.00	\$20,523.00
216000 Material de limpieza	\$24,480.00	\$0.00	\$0.00	\$2,082.00	\$0.00	\$0.00	\$0.00	\$0.00	\$1,875.00	\$0.00	\$0.00	\$0.00	\$0.00	\$3,957.00	\$20,523.00
216001 Material de limpieza	\$24,480.00	\$0.00	\$0.00	\$2,082.00	\$0.00	\$0.00	\$0.00	\$0.00	\$1,875.00	\$0.00	\$0.00	\$0.00	\$0.00	\$3,957.00	\$20,523.00
FONDO DE COMPENSACION DE	\$24,480.00	\$0.00	\$0.00	\$2,082.00	\$0.00	\$0.00	\$0.00	\$0.00	\$1,875.00	\$0.00	\$0.00	\$0.00	\$0.00	\$3,957.00	\$20,523.00



2020 - 2024



2020 - 2024



2020 - 2024


Handwritten signature



Municipio de Juárez Hidalgo
Hidalgo
Análisis Mensual de Egresos Pagados por Fuente de Financiamiento al 30/sep./2022
(Cuentas con Movimientos)

Uf: egresos: rpt:detallePres: Fecha: 01:00 p.m.

Objeto del Gasto	Presupuesto Vigente	Ene	Feb	Mar	Abr	May	Jun	Jul	Ago	Sep	Oct	Nov	Dic	Total	Diferencia (Vigente - Total)
FDOfMU FONDO DE FOMENTO MUNICIPAL															
110000 SERVICIOS PERSONALES	\$3,725,874.39	\$0.00	\$0.00	\$0.00	\$0.00	\$0.00	\$0.00	\$0.00	\$0.00	\$0.00	\$0.00	\$0.00	\$0.00	\$0.00	\$3,725,874.39
110000 Remuneraciones al personal de	\$1,894,232.40	\$0.00	\$0.00	\$0.00	\$0.00	\$0.00	\$0.00	\$0.00	\$0.00	\$0.00	\$0.00	\$0.00	\$0.00	\$0.00	\$1,894,232.40
111000 Diéses	\$1,894,232.40	\$0.00	\$0.00	\$0.00	\$0.00	\$0.00	\$0.00	\$0.00	\$0.00	\$0.00	\$0.00	\$0.00	\$0.00	\$0.00	\$1,894,232.40
111001 Diéses	\$1,894,232.40	\$0.00	\$0.00	\$0.00	\$0.00	\$0.00	\$0.00	\$0.00	\$0.00	\$0.00	\$0.00	\$0.00	\$0.00	\$0.00	\$1,894,232.40
130000 Remuneraciones adicionales y	\$1,864,641.99	\$0.00	\$0.00	\$0.00	\$0.00	\$0.00	\$0.00	\$0.00	\$0.00	\$0.00	\$0.00	\$0.00	\$0.00	\$0.00	\$1,864,641.99
132000 Prima de vacaciones, dominical y	\$1,864,641.99	\$0.00	\$0.00	\$0.00	\$0.00	\$0.00	\$0.00	\$0.00	\$0.00	\$0.00	\$0.00	\$0.00	\$0.00	\$0.00	\$1,864,641.99
132001 Prima de vacaciones, dominical y	\$1,864,641.99	\$0.00	\$0.00	\$0.00	\$0.00	\$0.00	\$0.00	\$0.00	\$0.00	\$0.00	\$0.00	\$0.00	\$0.00	\$0.00	\$1,864,641.99
MATERIALES Y SUMINISTROS															
200000 Materiales de administración, emisión	\$66,100.72	\$66,100.72	\$0.00	\$0.00	\$0.00	\$0.00	\$0.00	\$0.00	\$0.00	\$0.00	\$0.00	\$0.00	\$0.00	\$0.00	\$66,100.72
210000 Materiales, útiles y equipos menores de	\$21,866.26	\$0.00	\$0.00	\$0.00	\$0.00	\$0.00	\$0.00	\$0.00	\$0.00	\$0.00	\$0.00	\$0.00	\$0.00	\$0.00	\$21,866.26
211001 Materiales, útiles y equipos menores de	\$60,207.42	\$0.00	\$0.00	\$0.00	\$0.00	\$0.00	\$0.00	\$0.00	\$0.00	\$0.00	\$0.00	\$0.00	\$0.00	\$0.00	\$60,207.42
212000 Materiales y útiles de impresión y	\$16,246.26	\$0.00	\$0.00	\$0.00	\$0.00	\$0.00	\$0.00	\$0.00	\$0.00	\$0.00	\$0.00	\$0.00	\$0.00	\$0.00	\$16,246.26
212001 Materiales y útiles de impresión y	\$49,674.00	\$0.00	\$0.00	\$0.00	\$0.00	\$0.00	\$0.00	\$0.00	\$0.00	\$0.00	\$0.00	\$0.00	\$0.00	\$0.00	\$49,674.00
212002 Materiales y Suministros de Fotografía	\$39,672.26	\$0.00	\$0.00	\$0.00	\$0.00	\$0.00	\$0.00	\$0.00	\$0.00	\$0.00	\$0.00	\$0.00	\$0.00	\$0.00	\$39,672.26
214000 Materiales, útiles y equipos menores de	\$63,312.68	\$0.00	\$0.00	\$0.00	\$0.00	\$0.00	\$0.00	\$0.00	\$0.00	\$0.00	\$0.00	\$0.00	\$0.00	\$0.00	\$63,312.68
214001 Materiales, útiles y equipos menores de	\$63,312.68	\$0.00	\$0.00	\$0.00	\$0.00	\$0.00	\$0.00	\$0.00	\$0.00	\$0.00	\$0.00	\$0.00	\$0.00	\$0.00	\$63,312.68
215000 Material impreso e información digital	\$4,060.00	\$0.00	\$0.00	\$0.00	\$0.00	\$0.00	\$0.00	\$0.00	\$0.00	\$0.00	\$0.00	\$0.00	\$0.00	\$0.00	\$4,060.00
216002 Material de imprenta	\$4,060.00	\$0.00	\$0.00	\$0.00	\$0.00	\$0.00	\$0.00	\$0.00	\$0.00	\$0.00	\$0.00	\$0.00	\$0.00	\$0.00	\$4,060.00
216000 Material de imprenta	\$1,040.00	\$0.00	\$0.00	\$0.00	\$0.00	\$0.00	\$0.00	\$0.00	\$0.00	\$0.00	\$0.00	\$0.00	\$0.00	\$0.00	\$1,040.00
216001 Material de imprenta	\$1,040.00	\$0.00	\$0.00	\$0.00	\$0.00	\$0.00	\$0.00	\$0.00	\$0.00	\$0.00	\$0.00	\$0.00	\$0.00	\$0.00	\$1,040.00
218001 Material de imprenta	\$1,040.00	\$0.00	\$0.00	\$0.00	\$0.00	\$0.00	\$0.00	\$0.00	\$0.00	\$0.00	\$0.00	\$0.00	\$0.00	\$0.00	\$1,040.00
230000 Materias primas y materiales de	\$6,032.00	\$0.00	\$0.00	\$0.00	\$0.00	\$0.00	\$0.00	\$0.00	\$0.00	\$0.00	\$0.00	\$0.00	\$0.00	\$0.00	\$6,032.00
235000 Productos químicos, farmacéuticos y de	\$6,032.00	\$0.00	\$0.00	\$0.00	\$0.00	\$0.00	\$0.00	\$0.00	\$0.00	\$0.00	\$0.00	\$0.00	\$0.00	\$0.00	\$6,032.00
235001 Productos químicos, farmacéuticos y de	\$6,032.00	\$0.00	\$0.00	\$0.00	\$0.00	\$0.00	\$0.00	\$0.00	\$0.00	\$0.00	\$0.00	\$0.00	\$0.00	\$0.00	\$6,032.00
240000 Materiales y artículos de construcción	\$32,835.89	\$0.00	\$0.00	\$0.00	\$0.00	\$0.00	\$0.00	\$0.00	\$0.00	\$0.00	\$0.00	\$0.00	\$0.00	\$0.00	\$32,835.89
246000 Material eléctrico y electrónico	\$16,002.99	\$0.00	\$0.00	\$0.00	\$0.00	\$0.00	\$0.00	\$0.00	\$0.00	\$0.00	\$0.00	\$0.00	\$0.00	\$0.00	\$16,002.99
246001 Material eléctrico y electrónico	\$16,002.99	\$0.00	\$0.00	\$0.00	\$0.00	\$0.00	\$0.00	\$0.00	\$0.00	\$0.00	\$0.00	\$0.00	\$0.00	\$0.00	\$16,002.99
246000 Otros materiales y artículos de	\$17,365.00	\$0.00	\$0.00	\$0.00	\$0.00	\$0.00	\$0.00	\$0.00	\$0.00	\$0.00	\$0.00	\$0.00	\$0.00	\$0.00	\$17,365.00
246001 Otros materiales y artículos de	\$17,365.00	\$0.00	\$0.00	\$0.00	\$0.00	\$0.00	\$0.00	\$0.00	\$0.00	\$0.00	\$0.00	\$0.00	\$0.00	\$0.00	\$17,365.00
249002 Material para la reparación y	\$9,487.50	\$0.00	\$0.00	\$0.00	\$0.00	\$0.00	\$0.00	\$0.00	\$0.00	\$0.00	\$0.00	\$0.00	\$0.00	\$0.00	\$9,487.50
290000 Productos químicos, farmacéuticos y	\$4,371.52	\$0.00	\$0.00	\$0.00	\$0.00	\$0.00	\$0.00	\$0.00	\$0.00	\$0.00	\$0.00	\$0.00	\$0.00	\$0.00	\$4,371.52
294000 Materiales, accesorios y suministros	\$4,371.52	\$0.00	\$0.00	\$0.00	\$0.00	\$0.00	\$0.00	\$0.00	\$0.00	\$0.00	\$0.00	\$0.00	\$0.00	\$0.00	\$4,371.52
294001 Materiales, accesorios y suministros	\$4,371.52	\$0.00	\$0.00	\$0.00	\$0.00	\$0.00	\$0.00	\$0.00	\$0.00	\$0.00	\$0.00	\$0.00	\$0.00	\$0.00	\$4,371.52
280000 Combustibles, lubricantes y aditivos	\$1,024,729.89	\$66,100.72	\$81,714.25	\$106,546.30	\$101,009.38	\$89,331.39	\$119,664.57	\$99,422.70	\$61,155.43	\$57,113.75	\$52,261.40	\$52,261.40	\$0.00	\$1,024,729.89	
281000 Combustibles, lubricantes y aditivos	\$1,024,729.89	\$66,100.72	\$81,714.25	\$106,546.30	\$101,009.38	\$89,331.39	\$119,664.57	\$99,422.70	\$61,155.43	\$57,113.75	\$52,261.40	\$52,261.40	\$0.00	\$1,024,729.89	
281001 Combustibles, lubricantes y aditivos	\$1,024,729.89	\$66,100.72	\$81,714.25	\$106,546.30	\$101,009.38	\$89,331.39	\$119,664.57	\$99,422.70	\$61,155.43	\$57,113.75	\$52,261.40	\$52,261.40	\$0.00	\$1,024,729.89	
270000 Vestuario, blancos, prendas de	\$15,660.00	\$0.00	\$0.00	\$0.00	\$0.00	\$0.00	\$0.00	\$0.00	\$0.00	\$0.00	\$0.00	\$0.00	\$0.00	\$0.00	\$15,660.00
271000 Vestuario y uniformes	\$15,660.00	\$0.00	\$0.00	\$0.00	\$0.00	\$0.00	\$0.00	\$0.00	\$0.00	\$0.00	\$0.00	\$0.00	\$0.00	\$0.00	\$15,660.00






Municipio de Juárez Hidalgo
Hidalgo
Análisis Mensual de Egresos Pagados por Fuente de Financiamiento al 30/sep./2022

Ur: egresos
r: egresos
(Cifras en pesos y centavos)

Fecha y
01:00 p.m.

Objeto del Gasto	Presupuesto Vigente	Ene	Feb	Mar	Abr	May	Jun	Jul	Ago	Sep	Oct	Nov	Dic	Total	Diferencia Póligna - Total
271001 Vestuario, Uniformes y blancos	\$15,650.00	\$0.00	\$0.00	\$0.00	\$0.00	\$0.00	\$0.00	\$0.00	\$0.00	\$0.00	\$0.00	\$0.00	\$0.00	\$15,650.00	\$14,694.00
200000 Herramientas, refacciones y	\$89,498.66	\$0.00	\$14,938.99	\$36,076.52	\$0.00	\$45,654.12	\$3,800.00	\$0.00	\$22,789.00	\$1,539.47	\$0.00	\$0.00	\$0.00	\$125,609.18	-\$41,669.44
231000 Herramientas menores	\$12,131.76	\$0.00	\$0.00	\$17,776.52	\$0.00	\$45,654.12	\$3,800.00	\$0.00	\$6,915.00	\$330.00	\$0.00	\$0.00	\$0.00	\$69,226.64	-\$55,123.68
231001 Herramientas Menores	\$12,131.76	\$0.00	\$0.00	\$17,776.52	\$0.00	\$45,654.12	\$3,800.00	\$0.00	\$6,915.00	\$330.00	\$0.00	\$0.00	\$0.00	\$69,226.64	-\$55,123.68
288000 Reducciones y accesorios menores de	\$55,000.00	\$0.00	\$1,159.92	\$3,800.00	\$0.00	\$0.00	\$0.00	\$0.00	\$20,764.00	\$1,209.47	\$0.00	\$0.00	\$0.00	\$26,533.46	\$28,066.54
288001 Reducciones y accesorios menores de	\$55,000.00	\$0.00	\$1,159.92	\$3,800.00	\$0.00	\$0.00	\$0.00	\$0.00	\$20,764.00	\$1,209.47	\$0.00	\$0.00	\$0.00	\$26,533.46	\$28,066.54
288002 Relaciones y accesorios menores de	\$17,407.50	\$0.00	\$0.00	\$0.00	\$0.00	\$0.00	\$0.00	\$0.00	\$1,450.00	\$0.00	\$0.00	\$0.00	\$0.00	\$1,450.00	\$15,957.50
289001 Relaciones y accesorios menores de	\$17,407.50	\$0.00	\$0.00	\$0.00	\$0.00	\$0.00	\$0.00	\$0.00	\$1,450.00	\$0.00	\$0.00	\$0.00	\$0.00	\$1,450.00	\$15,957.50
300000 SERVICIOS GENERALES	\$1,498,911.65	\$0.00	\$244,428.69	\$269,618.84	\$195,443.20	\$44,152.39	\$124,031.69	\$8,187.73	\$312,888.14	\$0.00	\$0.00	\$0.00	\$0.00	\$1,235,100.81	\$37,121.45
310000 SERVICIOS BÁSICOS	\$1,200,000.00	\$0.00	\$0.00	\$117,604.00	\$129,759.04	\$0.00	\$111,318.00	\$0.00	\$0.00	\$0.00	\$0.00	\$0.00	\$0.00	\$358,681.04	\$841,518.95
311000 Energía eléctrica	\$1,200,000.00	\$0.00	\$0.00	\$117,604.00	\$129,759.04	\$0.00	\$111,318.00	\$0.00	\$0.00	\$0.00	\$0.00	\$0.00	\$0.00	\$358,681.04	\$841,518.95
311001 Servicio de Energía Eléctrica	\$1,200,000.00	\$0.00	\$0.00	\$117,604.00	\$129,759.04	\$0.00	\$111,318.00	\$0.00	\$0.00	\$0.00	\$0.00	\$0.00	\$0.00	\$358,681.04	\$841,518.95
330000 Servicios profesionales, científicos,	\$90,749.99	\$0.00	\$0.00	\$39,122.20	\$0.00	\$0.00	\$0.00	\$0.00	\$0.00	\$0.00	\$0.00	\$0.00	\$0.00	\$39,122.20	-\$51,627.79
332000 Servicios de diseño, arquitectura,	\$50,749.99	\$0.00	\$0.00	\$29,000.00	\$0.00	\$0.00	\$0.00	\$0.00	\$0.00	\$0.00	\$0.00	\$0.00	\$0.00	\$29,000.00	-\$21,749.99
332001 Validación de expedientes	\$50,749.99	\$0.00	\$0.00	\$29,000.00	\$0.00	\$0.00	\$0.00	\$0.00	\$0.00	\$0.00	\$0.00	\$0.00	\$0.00	\$29,000.00	-\$21,749.99
333000 Servicios de consultoría administrativa,	\$40,000.00	\$0.00	\$0.00	\$34,122.20	\$0.00	\$0.00	\$0.00	\$0.00	\$0.00	\$0.00	\$0.00	\$0.00	\$0.00	\$34,122.20	\$18,877.80
333001 Servicios de consultoría administrativa,	\$40,000.00	\$0.00	\$0.00	\$34,122.20	\$0.00	\$0.00	\$0.00	\$0.00	\$0.00	\$0.00	\$0.00	\$0.00	\$0.00	\$34,122.20	\$18,877.80
330000 Servicios de instalación, reparación,	\$61,616.76	\$0.00	\$0.00	\$14,198.40	\$17,759.60	\$0.00	\$12,713.60	\$5,218.00	\$20,132.80	\$0.00	\$0.00	\$0.00	\$0.00	\$72,266.70	-\$10,234.52
330001 Reparación y mantenimiento de equipo	\$61,616.76	\$0.00	\$0.00	\$14,198.40	\$17,759.60	\$0.00	\$12,713.60	\$5,218.00	\$20,132.80	\$0.00	\$0.00	\$0.00	\$0.00	\$72,266.70	-\$10,234.52
355001 Reparación y mantenimiento de equipo	\$38,494.58	\$0.00	\$0.00	\$14,198.40	\$6,769.00	\$2,800.00	\$22,828.60	\$0.00	\$174.00	\$0.00	\$0.00	\$0.00	\$0.00	\$46,769.20	-\$10,234.62
355001 Reparación y mantenimiento de equipo	\$38,494.58	\$0.00	\$0.00	\$14,198.40	\$6,769.00	\$2,800.00	\$22,828.60	\$0.00	\$174.00	\$0.00	\$0.00	\$0.00	\$0.00	\$46,769.20	-\$10,234.62
355001 Servicios de mantenimiento de	\$44,201.51	\$0.00	\$23,258.00	\$0.00	\$0.00	\$0.00	\$0.00	\$0.00	\$0.00	\$0.00	\$0.00	\$0.00	\$0.00	\$23,258.00	\$19,943.51
355001 Servicios de comunicación social y	\$44,201.51	\$0.00	\$23,258.00	\$0.00	\$0.00	\$0.00	\$0.00	\$0.00	\$0.00	\$0.00	\$0.00	\$0.00	\$0.00	\$23,258.00	\$19,943.51
355001 Difusión por radio, televisión y otros	\$44,201.51	\$0.00	\$23,258.00	\$0.00	\$0.00	\$0.00	\$0.00	\$0.00	\$0.00	\$0.00	\$0.00	\$0.00	\$0.00	\$23,258.00	\$19,943.51
361002 Impresiones y Publicaciones Oficiales	\$110,343.40	\$0.00	\$17,200.80	\$59,704.00	\$55,332.00	\$192,634.20	\$0.00	\$0.00	\$2,986.73	\$292,582.14	\$0.00	\$0.00	\$0.00	\$574,412.87	-\$554,069.47
362000 Gastos de orden social y cultural	\$110,343.40	\$0.00	\$17,200.80	\$59,704.00	\$55,332.00	\$192,634.20	\$0.00	\$0.00	\$2,986.73	\$292,582.14	\$0.00	\$0.00	\$0.00	\$574,412.87	-\$554,069.47
362001 Otros servicios generales	\$110,343.40	\$0.00	\$17,200.80	\$59,704.00	\$55,332.00	\$192,634.20	\$0.00	\$0.00	\$2,986.73	\$292,582.14	\$0.00	\$0.00	\$0.00	\$574,412.87	-\$554,069.47
390000 Inpuento sobre nóminas y otros que se	\$300,000.00	\$0.00	\$0.00	\$0.00	\$0.00	\$0.00	\$0.00	\$0.00	\$0.00	\$0.00	\$0.00	\$0.00	\$0.00	\$0.00	\$300,000.00
398001 Inpuento sobre nóminas y otros que se	\$300,000.00	\$0.00	\$0.00	\$0.00	\$0.00	\$0.00	\$0.00	\$0.00	\$0.00	\$0.00	\$0.00	\$0.00	\$0.00	\$0.00	\$300,000.00
400000 TRANSFERENCIAS	\$183,977.47	\$0.00	\$44,500.00	\$219,705.25	\$193,923.00	\$254,915.00	\$205,316.31	\$100,555.06	\$387,067.00	\$343,592.00	\$0.00	\$0.00	\$0.00	\$1,650,972.62	-\$1,465,935.15
410000 Ayudas sociales a personas	\$183,977.47	\$0.00	\$44,500.00	\$219,705.25	\$193,923.00	\$254,915.00	\$205,316.31	\$100,555.06	\$387,067.00	\$343,592.00	\$0.00	\$0.00	\$0.00	\$1,650,972.62	-\$1,465,935.15
411001 Ayudas sociales a Personas	\$183,977.47	\$0.00	\$44,500.00	\$219,705.25	\$193,923.00	\$254,915.00	\$205,316.31	\$100,555.06	\$387,067.00	\$343,592.00	\$0.00	\$0.00	\$0.00	\$1,650,972.62	-\$1,465,935.15
500000 BIENES MUEBLES, INMUEBLES E	\$301,600.00	\$0.00	\$0.00	\$0.00	\$0.00	\$0.00	\$0.00	\$0.00	\$0.00	\$0.00	\$0.00	\$0.00	\$0.00	\$0.00	\$301,600.00
510000 Mobiliario y equipo de administración	\$301,600.00	\$0.00	\$0.00	\$0.00	\$0.00	\$0.00	\$0.00	\$0.00	\$0.00	\$0.00	\$0.00	\$0.00	\$0.00	\$0.00	\$301,600.00
515000 Equipo de cómputo y de tecnología de la	\$301,600.00	\$0.00	\$0.00	\$0.00	\$0.00	\$0.00	\$0.00	\$0.00	\$0.00	\$0.00	\$0.00	\$0.00	\$0.00	\$0.00	\$301,600.00



2020 - 2024

2020 - 2024



Municipio de Juárez Hidalgo

Hidalgo

Análisis Mensual de Egresos Pagados por Fuente de Financiamiento al 30/sep/2022

(Cuentas con Movimientos)

(Cifras en pesos y centavos)

Fecha y

01:00 p. m.

Objeto del Gasto	Presupuesto Vigente	Ene	Feb	Mar	Abr	May	Jun	Jul	Ago	Sep	Oct	Nov	Dic	Total	Diferencia (Vigente - Total)
------------------	---------------------	-----	-----	-----	-----	-----	-----	-----	-----	-----	-----	-----	-----	-------	------------------------------

516001	Equipo de Computo	\$30,160.00	\$0.00	\$0.00	\$0.00	\$0.00	\$0.00	\$0.00	\$0.00	\$30,160.00	\$0.00	\$0.00	\$0.00	\$30,160.00	\$0.00
FONDO DE FOMENTO MUNICIPAL		\$7,159,978.74	\$66,100.72	\$227,233.04	\$89,600.08	\$139,742.66	\$597,515.30	\$449,930.02	\$379,230.72	\$560,733.58	\$75,507.03	\$0.00	\$0.00	\$4,270,145.56	\$2,889,833.18

FDOGPA FONDO GENERAL DE PARTICIPACIONES

110000	SERVICIOS PERSONALES	\$15,571,906.46	\$1,182,228.09	\$591,113.00	\$1,892,284.80	\$4,178,735.90	\$2,046,176.60	\$1,383,209.80	\$1,383,209.80	\$1,380,971.75	\$1,319,131.18	\$0.00	\$0.00	\$12,227,540.83	\$3,344,365.63
110000	Remuneraciones al personal de	\$15,412,228.93	\$1,182,228.00	\$591,113.00	\$1,892,284.80	\$4,178,735.90	\$2,046,176.60	\$1,383,209.80	\$1,383,209.80	\$1,380,971.75	\$1,319,131.18	\$0.00	\$0.00	\$12,227,540.83	\$3,344,365.63
111000	Dietas	\$140,956.28	\$0.00	\$0.00	\$78,926.80	\$173,556.80	\$26,777.40	\$157,651.60	\$157,651.60	\$157,651.60	\$157,651.60	\$0.00	\$0.00	\$1,420,664.40	-\$1,279,708.12
113001	Dietas	\$140,956.28	\$0.00	\$0.00	\$78,926.80	\$173,556.80	\$26,777.40	\$157,651.60	\$157,651.60	\$157,651.60	\$157,651.60	\$0.00	\$0.00	\$1,420,664.40	-\$1,279,708.12
113001	Sueldos base al personal permanente	\$16,271,270.65	\$1,182,226.00	\$591,113.00	\$1,773,339.90	\$3,905,201.10	\$1,803,399.20	\$1,206,389.20	\$1,206,389.20	\$1,227,120.15	\$1,201,761.58	\$0.00	\$0.00	\$10,000,876.43	\$4,470,394.22
113001	Sueldo Base al Personal Permanente	\$16,271,270.65	\$1,182,226.00	\$591,113.00	\$1,773,339.90	\$3,905,201.10	\$1,803,399.20	\$1,206,389.20	\$1,206,389.20	\$1,227,120.15	\$1,201,761.58	\$0.00	\$0.00	\$10,000,876.43	\$4,470,394.22
130000	Remuneraciones adicionales y	\$159,679.53	\$0.00	\$0.00	\$0.00	\$0.00	\$0.00	\$0.00	\$6,000.00	\$0.00	\$0.00	\$0.00	\$0.00	\$8,000.00	\$8,000.00
132000	Piñas de vacaciones, dominical y	\$3,679.53	\$0.00	\$0.00	\$0.00	\$0.00	\$0.00	\$0.00	\$0.00	\$0.00	\$0.00	\$0.00	\$0.00	\$3,679.53	\$3,679.53
132001	Piñas de Vacaciones, dominical y	\$3,679.53	\$0.00	\$0.00	\$0.00	\$0.00	\$0.00	\$0.00	\$0.00	\$0.00	\$0.00	\$0.00	\$0.00	\$3,679.53	\$3,679.53
134000	Compensaciones	\$160,000.00	\$0.00	\$0.00	\$0.00	\$0.00	\$0.00	\$0.00	\$6,000.00	\$0.00	\$0.00	\$0.00	\$0.00	\$6,000.00	\$6,000.00
134001	Compensaciones	\$160,000.00	\$0.00	\$0.00	\$0.00	\$0.00	\$0.00	\$0.00	\$6,000.00	\$0.00	\$0.00	\$0.00	\$0.00	\$6,000.00	\$6,000.00
400000	TRANSFERENCIAS	\$183,902.40	\$16,041.50	\$15,041.50	\$13,491.50	\$16,441.50	\$14,991.50	\$15,041.50	\$14,991.50	\$15,041.50	\$15,041.50	\$0.00	\$0.00	\$135,123.50	\$48,778.90
416000	Transferencias internas otorgadas a	\$183,902.40	\$16,041.50	\$15,041.50	\$13,491.50	\$16,441.50	\$14,991.50	\$15,041.50	\$14,991.50	\$15,041.50	\$15,041.50	\$0.00	\$0.00	\$135,123.50	\$48,778.90
416001	Desarrollo de ciclos administrativos	\$16,041.50	\$16,041.50	\$0.00	\$0.00	\$0.00	\$0.00	\$0.00	\$0.00	\$0.00	\$0.00	\$0.00	\$0.00	\$16,041.50	\$16,041.50
900000	BIENES MUEBLES, INMUEBLES E	\$208,800.00	\$0.00	\$0.00	\$0.00	\$0.00	\$0.00	\$0.00	\$0.00	\$208,800.00	\$0.00	\$0.00	\$0.00	\$208,800.00	\$0.00
940000	Valículos y equipo de transporte	\$208,800.00	\$0.00	\$0.00	\$0.00	\$0.00	\$0.00	\$0.00	\$0.00	\$208,800.00	\$0.00	\$0.00	\$0.00	\$208,800.00	\$0.00
941000	Vehículos y equipo terrestre	\$208,800.00	\$0.00	\$0.00	\$0.00	\$0.00	\$0.00	\$0.00	\$0.00	\$208,800.00	\$0.00	\$0.00	\$0.00	\$208,800.00	\$0.00
941001	Adquisición de Vehículo	\$208,800.00	\$0.00	\$0.00	\$0.00	\$0.00	\$0.00	\$0.00	\$0.00	\$208,800.00	\$0.00	\$0.00	\$0.00	\$208,800.00	\$0.00
FONDO GENERAL DE		\$15,964,608.88	\$1,197,267.70	\$668,154.50	\$1,955,736.30	\$4,195,197.40	\$2,051,168.10	\$1,378,251.30	\$1,378,201.30	\$1,466,013.25	\$1,183,454.88	\$0.00	\$0.00	\$12,571,664.33	\$3,391,144.53

FISRTA PARTICIPACION POR LA RECAUDACION OBTENIDO DEL IMPUESTO SOBRE LA RENTA ENTERADO A LA

200000	MATERIALES Y SUMINISTROS	\$23,976.44	\$0.00	\$0.00	\$0.00	\$0.00	\$0.00	\$0.00	\$0.00	\$23,976.44	\$0.00	\$0.00	\$0.00	\$23,976.44	-\$102,561.87
210000	Materiales de administracion, emision	\$23,976.44	\$0.00	\$0.00	\$0.00	\$0.00	\$0.00	\$0.00	\$0.00	\$23,976.44	\$0.00	\$0.00	\$0.00	\$23,976.44	-\$102,561.87
216000	Material impreso e informacion digital	\$10,000.00	\$0.00	\$0.00	\$0.00	\$0.00	\$0.00	\$0.00	\$0.00	\$10,000.00	\$0.00	\$0.00	\$0.00	\$10,000.00	-\$73,346.95
216001	Material impreso e informacion digital	\$10,000.00	\$0.00	\$0.00	\$0.00	\$0.00	\$0.00	\$0.00	\$0.00	\$10,000.00	\$0.00	\$0.00	\$0.00	\$10,000.00	-\$73,346.95
216000	Material de limpieza	\$13,476.44	\$0.00	\$0.00	\$0.00	\$0.00	\$0.00	\$0.00	\$0.00	\$13,476.44	\$0.00	\$0.00	\$0.00	\$13,476.44	-\$29,214.91
216001	Material de limpieza	\$13,476.44	\$0.00	\$0.00	\$0.00	\$0.00	\$0.00	\$0.00	\$0.00	\$13,476.44	\$0.00	\$0.00	\$0.00	\$13,476.44	-\$29,214.91
240000	Materiales y articulos de construccion	\$45,594.38	\$0.00	\$0.00	\$33,066.38	\$0.00	\$0.00	\$0.00	\$0.00	\$0.00	\$0.00	\$0.00	\$0.00	\$44,216.78	\$1,377.60
246000	Material eléctrico y electrónico	\$33,066.38	\$0.00	\$0.00	\$33,066.38	\$0.00	\$0.00	\$0.00	\$0.00	\$0.00	\$0.00	\$0.00	\$0.00	\$33,066.38	-\$11,156.40
246001	Material eléctrico y electrónico	\$33,066.38	\$0.00	\$0.00	\$33,066.38	\$0.00	\$0.00	\$0.00	\$0.00	\$0.00	\$0.00	\$0.00	\$0.00	\$33,066.38	-\$11,156.40
249000	Otros materiales y articulos de	\$12,528.00	\$0.00	\$0.00	\$0.00	\$0.00	\$0.00	\$0.00	\$0.00	\$0.00	\$0.00	\$0.00	\$0.00	\$0.00	\$12,528.00
249001	Otros materiales y articulos de	\$12,528.00	\$0.00	\$0.00	\$0.00	\$0.00	\$0.00	\$0.00	\$0.00	\$0.00	\$0.00	\$0.00	\$0.00	\$0.00	\$12,528.00
280000	Combustibles, lubricantes y aditivos	\$19,064.73	\$0.00	\$0.00	\$0.00	\$0.00	\$0.00	\$0.00	\$0.00	\$19,064.73	\$0.00	\$0.00	\$0.00	\$19,064.73	-\$44,694.51





Municipio de Juárez Hidalgo

Análisis Mensual de Egresos Pagados por Fuente de Financiamiento al 30/sep./2022

(Cuentas con Movimientos)

(Cifras en Pesos y Centavos)

Fecha y

01:00 p.m.


Diferencia

(Vigente - Total)

Objeto del Gasto	Presupuesto Vigente	Ene	Feb	Mar	Abr	May	Jun	Jul	Ago	Sep	Oct	Nov	Dic	Total	Diferencia (Vigente - Total)
211001 Combustibles, lubricantes y aditivos	\$10,064.75	\$0.00	\$0.00	\$0.00	\$0.00	\$0.00	\$13,592.00	\$0.00	\$0.00	\$10,987.26	\$0.00	\$0.00	\$0.00	\$24,569.26	-\$14,494.51
211001 Combustibles, lubricantes y aditivos	\$10,064.75	\$0.00	\$0.00	\$0.00	\$0.00	\$0.00	\$13,592.00	\$0.00	\$0.00	\$10,987.26	\$0.00	\$0.00	\$0.00	\$24,569.26	-\$14,494.51
270000 Vestuario blanco, prendas de vestir	\$15,660.00	\$0.00	\$0.00	\$0.00	\$0.00	\$0.00	\$0.00	\$15,660.00	\$0.00	\$0.00	\$0.00	\$0.00	\$0.00	\$15,660.00	\$0.00
271000 Vestuario blanco, prendas de vestir	\$15,660.00	\$0.00	\$0.00	\$0.00	\$0.00	\$0.00	\$0.00	\$15,660.00	\$0.00	\$0.00	\$0.00	\$0.00	\$0.00	\$15,660.00	\$0.00
271001 Vestuario Uniformes y Blancos	\$15,660.00	\$0.00	\$0.00	\$0.00	\$0.00	\$0.00	\$0.00	\$15,660.00	\$0.00	\$0.00	\$0.00	\$0.00	\$0.00	\$15,660.00	\$0.00
290000 Herramientas, refacciones y accesorios menores de	\$149,164.05	\$0.00	\$0.00	\$0.00	\$0.00	\$0.00	\$0.00	\$0.00	\$0.00	\$0.00	\$0.00	\$0.00	\$0.00	\$0.00	\$0.00
290001 Herramientas, refacciones y accesorios menores de	\$149,164.05	\$0.00	\$0.00	\$0.00	\$0.00	\$0.00	\$0.00	\$0.00	\$0.00	\$0.00	\$0.00	\$0.00	\$0.00	\$0.00	\$0.00
280001 Refacciones y accesorios menores de	\$149,164.05	\$0.00	\$0.00	\$0.00	\$0.00	\$0.00	\$0.00	\$0.00	\$0.00	\$0.00	\$0.00	\$0.00	\$0.00	\$0.00	\$0.00
300000 SERVICIOS GENERALES	\$653,974.00	\$123,974.00	\$119,198.02	\$12,440.60	\$0.00	\$19,893.32	\$18,717.76	\$17,400.00	\$8,816.00	\$11,859.00	\$0.00	\$0.00	\$0.00	\$111,304.35	-\$16,864.35
300001 SERVICIOS GENERALES	\$653,974.00	\$123,974.00	\$119,198.02	\$12,440.60	\$0.00	\$19,893.32	\$18,717.76	\$17,400.00	\$8,816.00	\$11,859.00	\$0.00	\$0.00	\$0.00	\$111,304.35	-\$16,864.35
311000 Energía eléctrica	\$472,975.99	\$123,974.00	\$94,648.00	\$12,440.60	\$0.00	\$17,893.32	\$18,717.76	\$17,400.00	\$8,816.00	\$11,859.00	\$0.00	\$0.00	\$0.00	\$111,304.35	-\$16,864.35
311001 Servicio de Energía Eléctrica	\$472,975.99	\$123,974.00	\$94,648.00	\$12,440.60	\$0.00	\$17,893.32	\$18,717.76	\$17,400.00	\$8,816.00	\$11,859.00	\$0.00	\$0.00	\$0.00	\$111,304.35	-\$16,864.35
330000 Servicios profesionales, científicos, técnicos	\$44,434.96	\$0.00	\$0.00	\$0.00	\$0.00	\$0.00	\$0.00	\$0.00	\$0.00	\$0.00	\$0.00	\$0.00	\$0.00	\$0.00	\$0.00
331000 Servicios legales, de contabilidad, de auditoría, etc.	\$44,434.96	\$0.00	\$0.00	\$0.00	\$0.00	\$0.00	\$0.00	\$0.00	\$0.00	\$0.00	\$0.00	\$0.00	\$0.00	\$0.00	\$0.00
331001 Servicios legales, de contabilidad, de auditoría, etc.	\$44,434.96	\$0.00	\$0.00	\$0.00	\$0.00	\$0.00	\$0.00	\$0.00	\$0.00	\$0.00	\$0.00	\$0.00	\$0.00	\$0.00	\$0.00
350000 Servicios de instalación, reparación, conservación y mantenimiento menor de	\$114,292.27	\$0.00	\$0.00	\$0.00	\$0.00	\$0.00	\$0.00	\$0.00	\$0.00	\$0.00	\$0.00	\$0.00	\$0.00	\$0.00	\$0.00
351000 Conservación y mantenimiento menor de	\$114,292.27	\$0.00	\$0.00	\$0.00	\$0.00	\$0.00	\$0.00	\$0.00	\$0.00	\$0.00	\$0.00	\$0.00	\$0.00	\$0.00	\$0.00
351001 Reparación y mantenimiento de equipo	\$114,292.27	\$0.00	\$0.00	\$0.00	\$0.00	\$0.00	\$0.00	\$0.00	\$0.00	\$0.00	\$0.00	\$0.00	\$0.00	\$0.00	\$0.00
355001 Reparación y mantenimiento de equipo	\$114,292.27	\$0.00	\$0.00	\$0.00	\$0.00	\$0.00	\$0.00	\$0.00	\$0.00	\$0.00	\$0.00	\$0.00	\$0.00	\$0.00	\$0.00
390000 Servicios oficiales	\$20,632.69	\$0.00	\$0.00	\$0.00	\$0.00	\$0.00	\$0.00	\$0.00	\$0.00	\$0.00	\$0.00	\$0.00	\$0.00	\$0.00	\$0.00
392000 Gastos de orden social y cultural	\$20,632.69	\$0.00	\$0.00	\$0.00	\$0.00	\$0.00	\$0.00	\$0.00	\$0.00	\$0.00	\$0.00	\$0.00	\$0.00	\$0.00	\$0.00
392001 Gastos de orden social y cultural	\$20,632.69	\$0.00	\$0.00	\$0.00	\$0.00	\$0.00	\$0.00	\$0.00	\$0.00	\$0.00	\$0.00	\$0.00	\$0.00	\$0.00	\$0.00
400000 TRANSFERENCIAS	\$84,340.00	\$0.00	\$0.00	\$0.00	\$0.00	\$0.00	\$0.00	\$0.00	\$0.00	\$0.00	\$0.00	\$0.00	\$0.00	\$0.00	\$0.00
410000 Ayudas sociales	\$84,340.00	\$0.00	\$0.00	\$0.00	\$0.00	\$0.00	\$0.00	\$0.00	\$0.00	\$0.00	\$0.00	\$0.00	\$0.00	\$0.00	\$0.00
411000 Ayudas sociales a personas	\$84,340.00	\$0.00	\$0.00	\$0.00	\$0.00	\$0.00	\$0.00	\$0.00	\$0.00	\$0.00	\$0.00	\$0.00	\$0.00	\$0.00	\$0.00
411001 Ayudas sociales a personas	\$84,340.00	\$0.00	\$0.00	\$0.00	\$0.00	\$0.00	\$0.00	\$0.00	\$0.00	\$0.00	\$0.00	\$0.00	\$0.00	\$0.00	\$0.00
441001 Ayudas sociales a personas	\$84,340.00	\$0.00	\$0.00	\$0.00	\$0.00	\$0.00	\$0.00	\$0.00	\$0.00	\$0.00	\$0.00	\$0.00	\$0.00	\$0.00	\$0.00
PARTICIPACION POR LA	\$991,636.03	\$123,974.00	\$222,268.06	\$104,341.66	\$0.00	\$271,293.79	\$271,510.35	\$127,734.98	\$129,242.39	\$178,639.31	\$0.00	\$0.00	\$0.00	\$1,419,356.14	-\$407,723.11

FOYFRE FONDO DE FISCALIZACION Y RECAUDACION

200000 MATERIALES Y SUMINISTROS	\$442,832.12	\$42,213.41	\$20,609.47	\$34,890.63	\$0.00	\$105,856.84	\$14,352.03	\$19,718.87	\$130,340.28	\$34,921.58	\$0.00	\$0.00	\$0.00	\$402,573.81	\$40,259.31
210000 Materiales de administración, emisión	\$204,739.71	\$27,518.80	\$20,119.41	\$14,244.92	\$0.00	\$38,258.00	\$14,471.26	\$0.00	\$13,007.79	\$1,613.56	\$0.00	\$0.00	\$0.00	\$123,277.22	\$81,011.69
211000 Materiales, útiles y equipos menores de	\$55,000.00	\$0.00	\$0.00	\$0.00	\$0.00	\$0.00	\$0.00	\$0.00	\$0.00	\$0.00	\$0.00	\$0.00	\$0.00	\$0.00	\$0.00
211001 Materiales, útiles y equipos menores de	\$55,000.00	\$0.00	\$0.00	\$0.00	\$0.00	\$0.00	\$0.00	\$0.00	\$0.00	\$0.00	\$0.00	\$0.00	\$0.00	\$0.00	\$0.00
212000 Materiales y útiles de impresión y	\$16,279.71	\$27,518.80	\$0.00	\$0.00	\$0.00	\$0.00	\$0.00	\$0.00	\$0.00	\$0.00	\$0.00	\$0.00	\$0.00	\$27,518.80	\$11,239.09
212001 Materiales y útiles de impresión y	\$16,279.71	\$27,518.80	\$0.00	\$0.00	\$0.00	\$0.00	\$0.00	\$0.00	\$0.00	\$0.00	\$0.00	\$0.00	\$0.00	\$27,518.80	\$11,239.09
214000 Materiales, útiles y equipos menores de	\$44,000.00	\$0.00	\$0.00	\$0.00	\$0.00	\$0.00	\$0.00	\$0.00	\$0.00	\$0.00	\$0.00	\$0.00	\$0.00	\$0.00	\$0.00
214001 Materiales, útiles y equipos menores de	\$44,000.00	\$0.00	\$0.00	\$0.00	\$0.00	\$0.00	\$0.00	\$0.00	\$0.00	\$0.00	\$0.00	\$0.00	\$0.00	\$0.00	\$0.00
216000 Material impreso e información digital	\$59,000.00	\$0.00	\$0.00	\$5,220.00	\$0.00	\$0.00	\$2,320.00	\$0.00	\$12,007.79	\$1,613.56	\$0.00	\$0.00	\$0.00	\$21,161.35	\$37,038.65



Handwritten signature and date 2020-2024



Municipio de Juárez Hidalgo

Análisis Mensual de Egresos Pagados por Fuente de Financiamiento al 30/sep./2022

(Cifras en pesos y centavos)

Ur: egresos/ rptAnlisisEgresos

01:00 p. m.

Fechas

Table with columns: Objeto del Gasto, Presupuesto Vigente, Ene, Feb, Mar, Abr, May, Jun, Jul, Ago, Sep, Oct, Nov, Dic, Total, Diferencia (Vigente - Total). Rows include categories like 'Materiales de oficina', 'Servicios de Internet', 'Materiales eléctricos', etc.



2020 - 2024



2020 - 2024



2020 - 2024

Handwritten signature


Municipio de Juárez Hidalgo
Hidalgo
Análisis Mensual de Egresos Pagados por Fuente de Financiamiento al 30/sep./2022
(Cuentas con Movimientos)

01:00 P. m.
Fecha y
Folio: 1

Objeto del Gasto	Presupuesto Vigente	Ene	Feb	Mar	Abr	May	Jun	Jul	Ago	Sep	Oct	Nov	Dic	Total	Diferencia Vigente - Total
------------------	---------------------	-----	-----	-----	-----	-----	-----	-----	-----	-----	-----	-----	-----	-------	----------------------------

IPESTL IMPUESTO ESPECIAL SOBRE PRODUCCION Y SERVICIOS TABACO LABRADO BEBIDAS ALCOHOLICAS															
200000	MATERIALES Y SUMINISTROS	\$230,000.00	\$0.00	\$0.00	\$0.00	\$0.00	\$0.00	\$0.00	\$0.00	\$0.00	\$0.00	\$0.00	\$0.00	\$0.00	\$0.00
210000	Materiales de administración, emisión	\$79,925.00	\$0.00	\$0.00	\$0.00	\$0.00	\$0.00	\$0.00	\$0.00	\$0.00	\$0.00	\$0.00	\$0.00	\$0.00	\$0.00
211000	Materiales, útiles y equipos menores de	\$79,925.00	\$0.00	\$0.00	\$0.00	\$0.00	\$0.00	\$0.00	\$0.00	\$0.00	\$0.00	\$0.00	\$0.00	\$0.00	\$0.00
211001	Materiales, útiles y equipos menores de	\$79,925.00	\$0.00	\$0.00	\$0.00	\$0.00	\$0.00	\$0.00	\$0.00	\$0.00	\$0.00	\$0.00	\$0.00	\$0.00	\$0.00
240000	Materiales y artículos de construcción	\$100,735.00	\$0.00	\$0.00	\$0.00	\$0.00	\$0.00	\$0.00	\$0.00	\$0.00	\$0.00	\$0.00	\$0.00	\$0.00	\$0.00
246000	Materiales eléctricos y electrónicos	\$100,000.00	\$0.00	\$0.00	\$0.00	\$0.00	\$0.00	\$0.00	\$0.00	\$0.00	\$0.00	\$0.00	\$0.00	\$0.00	\$0.00
246001	Materiales eléctricos y electrónicos	\$100,000.00	\$0.00	\$0.00	\$0.00	\$0.00	\$0.00	\$0.00	\$0.00	\$0.00	\$0.00	\$0.00	\$0.00	\$0.00	\$0.00
246002	Cables, maderas y artículos de	\$735.00	\$0.00	\$0.00	\$0.00	\$0.00	\$0.00	\$0.00	\$0.00	\$0.00	\$0.00	\$0.00	\$0.00	\$0.00	\$0.00
246003	Materiales para la reparación y	\$735.00	\$0.00	\$0.00	\$0.00	\$0.00	\$0.00	\$0.00	\$0.00	\$0.00	\$0.00	\$0.00	\$0.00	\$0.00	\$0.00
270000	Vestuario, blancos, prendas de	\$70,000.00	\$0.00	\$0.00	\$0.00	\$0.00	\$0.00	\$0.00	\$0.00	\$0.00	\$0.00	\$0.00	\$0.00	\$0.00	\$0.00
271000	Vestuario y uniformas	\$70,000.00	\$0.00	\$0.00	\$0.00	\$0.00	\$0.00	\$0.00	\$0.00	\$0.00	\$0.00	\$0.00	\$0.00	\$0.00	\$0.00
271001	Vestuario, Uniformas y blancos	\$70,000.00	\$0.00	\$0.00	\$0.00	\$0.00	\$0.00	\$0.00	\$0.00	\$0.00	\$0.00	\$0.00	\$0.00	\$0.00	\$0.00
300000	SERVICIOS GENERALES	\$184,800.00	\$10,939.61	\$5,744.99	\$20,293.46	\$15,428.83	\$24,923.54	\$22,720.66	\$15,930.81	\$26,176.88	\$32,479.62	\$0.00	\$0.00	\$174,638.42	\$10,639.58
310000	Servicios básicos	\$116,820.00	\$8,882.97	\$0.00	\$8,882.97	\$8,882.97	\$8,882.97	\$8,882.13	\$8,882.97	\$8,882.97	\$8,882.97	\$0.00	\$0.00	\$71,082.88	\$47,737.62
314000	Teléfono tradicional	\$116,820.00	\$8,882.97	\$0.00	\$8,882.97	\$8,882.97	\$8,882.97	\$8,882.13	\$8,882.97	\$8,882.97	\$8,882.97	\$0.00	\$0.00	\$71,082.88	\$47,737.62
314001	Teléfono tradicional	\$116,820.00	\$8,882.97	\$0.00	\$8,882.97	\$8,882.97	\$8,882.97	\$8,882.13	\$8,882.97	\$8,882.97	\$8,882.97	\$0.00	\$0.00	\$71,082.88	\$47,737.62
370000	Servicios de traslado y viáticos	\$66,000.00	\$2,056.64	\$5,744.99	\$11,410.49	\$5,433.88	\$16,000.57	\$13,838.53	\$7,048.68	\$17,293.91	\$23,596.65	\$0.00	\$0.00	\$103,674.34	-\$37,674.34
376000	Viáticos en el país	\$66,000.00	\$2,056.64	\$5,744.99	\$11,410.49	\$5,433.88	\$16,000.57	\$13,838.53	\$7,048.68	\$17,293.91	\$23,596.65	\$0.00	\$0.00	\$103,674.34	-\$37,674.34
376001	Viáticos en el país	\$66,000.00	\$2,056.64	\$5,744.99	\$11,410.49	\$5,433.88	\$16,000.57	\$13,838.53	\$7,048.68	\$17,293.91	\$23,596.65	\$0.00	\$0.00	\$103,674.34	-\$37,674.34
	IMPUESTO ESPECIAL SOBRE	\$435,460.00	\$10,939.61	\$5,744.99	\$20,293.46	\$15,428.83	\$24,923.54	\$22,720.66	\$15,930.81	\$26,176.88	\$32,479.62	\$0.00	\$0.00	\$181,590.02	\$233,869.98

ISANUE IMPUESTO SOBRE AUTOMOVILES NUEVOS															
200000	MATERIALES Y SUMINISTROS	\$478.00	\$0.00	\$0.00	\$0.00	\$0.00	\$0.00	\$0.00	\$0.00	\$0.00	\$0.00	\$0.00	\$0.00	\$0.00	\$0.00
280000	Herramientas, refacciones y	\$478.00	\$0.00	\$0.00	\$0.00	\$0.00	\$0.00	\$0.00	\$0.00	\$0.00	\$0.00	\$0.00	\$0.00	\$0.00	\$0.00
291000	Herramientas menores	\$478.00	\$0.00	\$0.00	\$0.00	\$0.00	\$0.00	\$0.00	\$0.00	\$0.00	\$0.00	\$0.00	\$0.00	\$0.00	\$0.00
291001	Herramientas menores	\$478.00	\$0.00	\$0.00	\$0.00	\$0.00	\$0.00	\$0.00	\$0.00	\$0.00	\$0.00	\$0.00	\$0.00	\$0.00	\$0.00
400000	TRANSFERENCIAS	\$68,910.00	\$0.00	\$0.00	\$24,787.55	\$1,820.00	\$30,664.89	\$13,472.59	\$14,439.67	\$13,832.72	\$7,500.00	\$0.00	\$0.00	\$112,639.13	-\$43,729.13
410000	Ayudas sociales a personas	\$68,910.00	\$0.00	\$0.00	\$24,787.55	\$1,820.00	\$30,664.89	\$13,472.59	\$14,439.67	\$13,832.72	\$7,500.00	\$0.00	\$0.00	\$112,639.13	-\$43,729.13
411000	Ayudas sociales a personas	\$68,910.00	\$0.00	\$0.00	\$24,787.55	\$1,820.00	\$30,664.89	\$13,472.59	\$14,439.67	\$13,832.72	\$7,500.00	\$0.00	\$0.00	\$112,639.13	-\$43,729.13
441001	Ayudas sociales a Personas	\$36,910.00	\$0.00	\$0.00	\$24,787.55	\$1,820.00	\$30,664.89	\$13,472.59	\$14,439.67	\$13,832.72	\$7,500.00	\$0.00	\$0.00	\$112,639.13	-\$43,729.13
	IMPUESTO SOBRE AUTOMOVILES	\$97,288.00	\$0.00	\$0.00	\$24,787.55	\$1,820.00	\$30,664.89	\$13,472.59	\$14,439.67	\$13,832.72	\$7,978.00	\$0.00	\$0.00	\$113,116.13	-\$15,828.13
200000	MATERIALES Y SUMINISTROS	\$20,000.00	\$0.00	\$0.00	\$0.00	\$0.00	\$0.00	\$0.00	\$0.00	\$0.00	\$0.00	\$0.00	\$0.00	\$0.00	\$0.00
280000	Combustibles, lubricantes y aditivos	\$20,000.00	\$0.00	\$0.00	\$0.00	\$0.00	\$0.00	\$0.00	\$0.00	\$0.00	\$0.00	\$0.00	\$0.00	\$0.00	\$0.00
	ISREBI IMPUESTO SOBRE LA RENTA POR ENAJENACION DE BIENES INMUEBLES	\$20,000.00	\$0.00	\$0.00	\$0.00	\$0.00	\$0.00	\$0.00	\$0.00	\$0.00	\$0.00	\$0.00	\$0.00	\$0.00	\$0.00
	MATERIALES Y SUMINISTROS	\$20,000.00	\$0.00	\$0.00	\$0.00	\$0.00	\$0.00	\$0.00	\$0.00	\$0.00	\$0.00	\$0.00	\$0.00	\$0.00	\$0.00
	Combustibles, lubricantes y aditivos	\$20,000.00	\$0.00	\$0.00	\$0.00	\$0.00	\$0.00	\$0.00	\$0.00	\$0.00	\$0.00	\$0.00	\$0.00	\$0.00	\$0.00



Municipio de Juárez Hidalgo
Hidalgo
Análisis Mensual de Egresos Pagados por Fuente de Financiamiento al 30/sep./2022

Utz: rptEgresos
públicaCuentas

(Cifras en pesos y centavos)

Fecha y 01:00 p.m.

Objeto del Gasto	Presupuesto Vigente	Ene	Feb	Mar	Abr	May	Jun	Jul	Ago	Sep	Oct	Nov	Dic	Total	Diferencia (Vigente - Total)
261000 Combustibles, lubricantes y aditivos	\$20,000.00	\$0.00	\$0.00	\$0.00	\$0.00	\$0.00	\$10,946.92	\$0.00	\$13,868.62	\$0.00	\$0.00	\$0.00	\$0.00	\$24,815.54	-\$4,815.54
261001 Combustibles, lubricantes y aditivos	\$20,000.00	\$0.00	\$0.00	\$0.00	\$0.00	\$0.00	\$10,946.92	\$0.00	\$13,868.62	\$0.00	\$0.00	\$0.00	\$0.00	\$24,815.54	-\$4,815.54
SERVICIOS GENERALES	\$3,468.49	\$0.00	\$0.00	\$0.00	\$0.00	\$0.00	\$0.00	\$3,468.49	\$0.00	\$0.00	\$0.00	\$0.00	\$0.00	\$3,468.49	\$0.00
310000 Servicios financieros, bancarios y	\$3,468.49	\$0.00	\$0.00	\$0.00	\$0.00	\$0.00	\$0.00	\$3,468.49	\$0.00	\$0.00	\$0.00	\$0.00	\$0.00	\$3,468.49	\$0.00
314000 Fletes y Maniobras	\$3,468.49	\$0.00	\$0.00	\$0.00	\$0.00	\$0.00	\$0.00	\$3,468.49	\$0.00	\$0.00	\$0.00	\$0.00	\$0.00	\$3,468.49	\$0.00
314001 Fletes y Maniobras	\$3,468.49	\$0.00	\$0.00	\$0.00	\$0.00	\$0.00	\$0.00	\$3,468.49	\$0.00	\$0.00	\$0.00	\$0.00	\$0.00	\$3,468.49	\$0.00
TRANSFERENCIAS	\$6,030.06	\$0.00	\$0.00	\$0.00	\$0.00	\$0.00	\$6,030.01	\$0.00	\$0.00	\$0.00	\$0.00	\$0.00	\$0.00	\$6,030.01	\$0.05
410000 Ayudas sociales	\$6,030.06	\$0.00	\$0.00	\$0.00	\$0.00	\$0.00	\$6,030.01	\$0.00	\$0.00	\$0.00	\$0.00	\$0.00	\$0.00	\$6,030.01	\$0.05
411000 Ayudas sociales a personas	\$6,030.06	\$0.00	\$0.00	\$0.00	\$0.00	\$0.00	\$6,030.01	\$0.00	\$0.00	\$0.00	\$0.00	\$0.00	\$0.00	\$6,030.01	\$0.05
411001 Ayudas sociales a personas	\$6,030.06	\$0.00	\$0.00	\$0.00	\$0.00	\$0.00	\$6,030.01	\$0.00	\$0.00	\$0.00	\$0.00	\$0.00	\$0.00	\$6,030.01	\$0.05
441001 Impuestos sobre la renta por	\$29,438.55	\$0.00	\$0.00	\$0.00	\$0.00	\$0.00	\$16,975.53	\$3,408.49	\$13,868.62	\$0.00	\$0.00	\$0.00	\$0.00	\$34,253.64	-\$4,815.49
IFGDI INCENTIVOS A LA VENTA FINAL DE GASOLINA Y DIESEL	\$226,571.00	\$8,148.81	\$16,011.07	\$11,915.38	\$0.00	\$12,382.26	\$0.00	\$0.00	\$32,163.87	\$16,394.29	\$0.00	\$0.00	\$0.00	\$96,991.66	\$128,579.34
260000 MATERIALES Y SUMINISTROS	\$226,571.00	\$8,148.81	\$16,011.07	\$11,915.38	\$0.00	\$12,382.26	\$0.00	\$0.00	\$32,163.87	\$16,394.29	\$0.00	\$0.00	\$0.00	\$96,991.66	\$128,579.34
260001 Combustibles, lubricantes y aditivos	\$226,571.00	\$8,148.81	\$16,011.07	\$11,915.38	\$0.00	\$12,382.26	\$0.00	\$0.00	\$32,163.87	\$16,394.29	\$0.00	\$0.00	\$0.00	\$96,991.66	\$128,579.34
281000 Combustibles, lubricantes y aditivos	\$226,571.00	\$8,148.81	\$16,011.07	\$11,915.38	\$0.00	\$12,382.26	\$0.00	\$0.00	\$32,163.87	\$16,394.29	\$0.00	\$0.00	\$0.00	\$96,991.66	\$128,579.34
281001 Combustibles, lubricantes y aditivos	\$226,571.00	\$8,148.81	\$16,011.07	\$11,915.38	\$0.00	\$12,382.26	\$0.00	\$0.00	\$32,163.87	\$16,394.29	\$0.00	\$0.00	\$0.00	\$96,991.66	\$128,579.34
INCENTIVOS A LA VENTA FINAL DE	\$226,571.00	\$8,148.81	\$16,011.07	\$11,915.38	\$0.00	\$12,382.26	\$0.00	\$0.00	\$32,163.87	\$16,394.29	\$0.00	\$0.00	\$0.00	\$96,991.66	\$128,579.34
POCOM FONDO DE COMPENSACION	\$71,491.07	\$0.00	\$35,110.90	\$5,407.62	\$12,185.71	\$20,185.54	\$5,340.64	\$1,641.18	\$0.00	\$32,878.19	\$0.00	\$0.00	\$0.00	\$112,760.78	-\$41,269.71
210000 MATERIALES Y SUMINISTROS	\$71,491.07	\$0.00	\$35,110.90	\$5,407.62	\$12,185.71	\$20,185.54	\$5,340.64	\$1,641.18	\$0.00	\$32,878.19	\$0.00	\$0.00	\$0.00	\$112,760.78	-\$41,269.71
210001 Materiales, útiles y equipos menores de	\$41,935.18	\$0.00	\$35,110.90	\$0.00	\$12,185.71	\$19,365.46	\$5,340.64	\$1,641.18	\$0.00	\$0.00	\$0.00	\$0.00	\$0.00	\$73,644.89	-\$31,709.71
211001 Materiales, útiles y equipos menores de	\$41,935.18	\$0.00	\$35,110.90	\$0.00	\$12,185.71	\$19,365.46	\$5,340.64	\$1,641.18	\$0.00	\$0.00	\$0.00	\$0.00	\$0.00	\$73,644.89	-\$31,709.71
220000 Alimentos y utensilios	\$830.08	\$0.00	\$0.00	\$0.00	\$0.00	\$830.08	\$0.00	\$0.00	\$0.00	\$0.00	\$0.00	\$0.00	\$0.00	\$830.08	\$0.00
221000 Alimentos y utensilios	\$830.08	\$0.00	\$0.00	\$0.00	\$0.00	\$830.08	\$0.00	\$0.00	\$0.00	\$0.00	\$0.00	\$0.00	\$0.00	\$830.08	\$0.00
222000 Productos alimenticios para personas	\$830.08	\$0.00	\$0.00	\$0.00	\$0.00	\$830.08	\$0.00	\$0.00	\$0.00	\$0.00	\$0.00	\$0.00	\$0.00	\$830.08	\$0.00
222001 Productos alimenticios para personas	\$830.08	\$0.00	\$0.00	\$0.00	\$0.00	\$830.08	\$0.00	\$0.00	\$0.00	\$0.00	\$0.00	\$0.00	\$0.00	\$830.08	\$0.00
230000 Productos químicos, farmacéuticos y	\$5,407.62	\$0.00	\$0.00	\$5,407.62	\$0.00	\$0.00	\$0.00	\$0.00	\$0.00	\$0.00	\$0.00	\$0.00	\$0.00	\$5,407.62	\$0.00
234000 Materiales, accesorios y suministros	\$5,407.62	\$0.00	\$0.00	\$5,407.62	\$0.00	\$0.00	\$0.00	\$0.00	\$0.00	\$0.00	\$0.00	\$0.00	\$0.00	\$5,407.62	\$0.00
234001 Materiales, accesorios y suministros	\$5,407.62	\$0.00	\$0.00	\$5,407.62	\$0.00	\$0.00	\$0.00	\$0.00	\$0.00	\$0.00	\$0.00	\$0.00	\$0.00	\$5,407.62	\$0.00
240000 Combustibles, lubricantes y aditivos	\$23,318.19	\$0.00	\$0.00	\$0.00	\$0.00	\$0.00	\$0.00	\$0.00	\$0.00	\$32,878.19	\$0.00	\$0.00	\$0.00	\$32,878.19	-\$9,560.00
241000 Combustibles, lubricantes y aditivos	\$23,318.19	\$0.00	\$0.00	\$0.00	\$0.00	\$0.00	\$0.00	\$0.00	\$0.00	\$32,878.19	\$0.00	\$0.00	\$0.00	\$32,878.19	-\$9,560.00
281001 Combustibles, lubricantes y aditivos	\$23,318.19	\$0.00	\$0.00	\$0.00	\$0.00	\$0.00	\$0.00	\$0.00	\$0.00	\$32,878.19	\$0.00	\$0.00	\$0.00	\$32,878.19	-\$9,560.00
SERVICIOS GENERALES	\$18,232.71	\$0.00	\$0.00	\$0.00	\$12,298.10	\$0.00	\$5,298.99	\$0.00	\$10,600.40	\$5,298.99	\$0.00	\$0.00	\$0.00	\$34,498.48	-\$16,265.78
310000 Servicios básicos	\$6,298.99	\$0.00	\$0.00	\$0.00	\$6,298.99	\$0.00	\$0.00	\$0.00	\$0.00	\$5,298.99	\$0.00	\$0.00	\$0.00	\$18,898.97	-\$12,599.98
317000 Servicios de acceso de Internet, redes y	\$6,298.99	\$0.00	\$0.00	\$0.00	\$6,298.99	\$0.00	\$0.00	\$0.00	\$0.00	\$5,298.99	\$0.00	\$0.00	\$0.00	\$18,898.97	-\$12,599.98
317001 Servicios de acceso de Internet, redes y	\$6,298.99	\$0.00	\$0.00	\$0.00	\$6,298.99	\$0.00	\$0.00	\$0.00	\$0.00	\$5,298.99	\$0.00	\$0.00	\$0.00	\$18,898.97	-\$12,599.98
350000 Servicios de instalación, reparación,	\$12,232.71	\$0.00	\$0.00	\$0.00	\$5,989.11	\$0.00	\$0.00	\$0.00	\$10,600.40	\$0.00	\$0.00	\$0.00	\$0.00	\$16,550.51	-\$4,326.89

2020 - 2024



2020 - 2024



2020 - 2024



Municipio de Juárez Hidalgo
Hidalgo
Analfítico Mensual de Egresos Pagados por Fuente de Financiamiento al 30/sep./2022

(Cuentas con Movimientos)

(Cifras en pesos y centavos)

01:00 p. m.

Fecha:

Objeto del Gasto	Presupuesto Vigente	Ene	Feb	Mar	Abr	May	Jun	Jul	Ago	Sep	Oct	Nov	Dic	Total	Diferencia (Vigente - Total)
353000 Instalación, reparación y mantenimiento	\$6,333.60	\$0.00	\$0.00	\$0.00	\$0.00	\$0.00	\$0.00	\$0.00	\$10,660.40	\$0.00	\$0.00	\$0.00	\$0.00	\$10,660.40	-\$4,326.80
353001 Reparación y mantenimiento de equipo	\$6,333.60	\$0.00	\$0.00	\$0.00	\$0.00	\$0.00	\$0.00	\$0.00	\$10,660.40	\$0.00	\$0.00	\$0.00	\$0.00	\$10,660.40	-\$4,326.80
358000 Servicios de limpieza y manejo de	\$5,990.11	\$0.00	\$0.00	\$0.00	\$5,990.11	\$0.00	\$0.00	\$0.00	\$0.00	\$0.00	\$0.00	\$0.00	\$0.00	\$5,990.11	\$0.00
358001 Servicios de limpieza y manejo de	\$5,990.11	\$0.00	\$0.00	\$0.00	\$5,990.11	\$0.00	\$0.00	\$0.00	\$0.00	\$0.00	\$0.00	\$0.00	\$0.00	\$5,990.11	\$0.00
400000 TRANSFERENCIAS	\$4,408.00	\$0.00	\$0.00	\$0.00	\$0.00	\$0.00	\$0.00	\$0.00	\$15,313.60	\$0.00	\$0.00	\$0.00	\$0.00	\$15,313.60	-\$10,905.60
400000 Ayudas sociales	\$4,408.00	\$0.00	\$0.00	\$0.00	\$0.00	\$0.00	\$0.00	\$0.00	\$15,313.60	\$0.00	\$0.00	\$0.00	\$0.00	\$15,313.60	-\$10,905.60
441000 Ayudas sociales a personas	\$4,408.00	\$0.00	\$0.00	\$0.00	\$0.00	\$0.00	\$0.00	\$0.00	\$15,313.60	\$0.00	\$0.00	\$0.00	\$0.00	\$15,313.60	-\$10,905.60
441001 Ayudas sociales a personas	\$4,408.00	\$0.00	\$0.00	\$0.00	\$0.00	\$0.00	\$0.00	\$0.00	\$15,313.60	\$0.00	\$0.00	\$0.00	\$0.00	\$15,313.60	-\$10,905.60
FONDO DE COMPENSACION	\$54,422.77	\$0.00	\$35,110.90	\$5,407.62	\$24,372.81	\$20,185.24	\$11,640.63	\$1,641.18	\$25,974.00	\$39,172.18	\$0.00	\$0.00	\$0.00	\$163,924.86	-\$69,102.09

PETGE PROGRAMA DE FORTALECIMIENTO A LA TRANSVERSALIDAD DE LA PERSPECTIVA DE GENERO

210000 MATERIALES Y SUMINISTROS	\$14,000.00	\$0.00	\$0.00	\$0.00	\$0.00	\$0.00	\$1,000.00	\$5,000.00	\$800.00	\$0.00	\$0.00	\$0.00	\$0.00	\$6,800.00	\$7,200.00
210000 Materiales de administración, emisión	\$9,000.00	\$0.00	\$0.00	\$0.00	\$0.00	\$0.00	\$0.00	\$3,000.00	\$0.00	\$0.00	\$0.00	\$0.00	\$0.00	\$3,000.00	\$1,000.00
211000 Materiales, útiles y equipos menores de	\$3,000.00	\$0.00	\$0.00	\$0.00	\$0.00	\$0.00	\$0.00	\$3,000.00	\$0.00	\$0.00	\$0.00	\$0.00	\$0.00	\$3,000.00	\$0.00
211001 Materiales, útiles y equipos menores de	\$3,000.00	\$0.00	\$0.00	\$0.00	\$0.00	\$0.00	\$0.00	\$3,000.00	\$0.00	\$0.00	\$0.00	\$0.00	\$0.00	\$3,000.00	\$0.00
212000 Materiales y útiles de imprentación y	\$2,000.00	\$0.00	\$0.00	\$0.00	\$0.00	\$0.00	\$0.00	\$2,000.00	\$0.00	\$0.00	\$0.00	\$0.00	\$0.00	\$2,000.00	\$0.00
212001 Materiales y útiles de imprentación y	\$2,000.00	\$0.00	\$0.00	\$0.00	\$0.00	\$0.00	\$0.00	\$2,000.00	\$0.00	\$0.00	\$0.00	\$0.00	\$0.00	\$2,000.00	\$0.00
216000 Material de limpieza	\$4,000.00	\$0.00	\$0.00	\$0.00	\$0.00	\$0.00	\$0.00	\$0.00	\$0.00	\$0.00	\$0.00	\$0.00	\$0.00	\$0.00	\$4,000.00
216001 Material de limpieza	\$4,000.00	\$0.00	\$0.00	\$0.00	\$0.00	\$0.00	\$0.00	\$0.00	\$0.00	\$0.00	\$0.00	\$0.00	\$0.00	\$0.00	\$4,000.00
260000 Combustibles, lubricantes y aditivos	\$5,000.00	\$0.00	\$0.00	\$0.00	\$0.00	\$0.00	\$1,000.00	\$0.00	\$800.00	\$0.00	\$0.00	\$0.00	\$0.00	\$1,800.00	\$3,200.00
260001 Combustibles, lubricantes y aditivos	\$5,000.00	\$0.00	\$0.00	\$0.00	\$0.00	\$0.00	\$1,000.00	\$0.00	\$800.00	\$0.00	\$0.00	\$0.00	\$0.00	\$1,800.00	\$3,200.00
281000 Combustibles, lubricantes y adivos	\$5,000.00	\$0.00	\$0.00	\$0.00	\$0.00	\$0.00	\$1,000.00	\$0.00	\$800.00	\$0.00	\$0.00	\$0.00	\$0.00	\$1,800.00	\$3,200.00
281001 Combustibles, lubricantes y adivos	\$5,000.00	\$0.00	\$0.00	\$0.00	\$0.00	\$0.00	\$1,000.00	\$0.00	\$800.00	\$0.00	\$0.00	\$0.00	\$0.00	\$1,800.00	\$3,200.00
300000 SERVICIOS GENERALES	\$154,000.00	\$0.00	\$0.00	\$0.00	\$0.00	\$0.00	\$0.00	\$25,668.00	\$25,668.00	\$0.00	\$0.00	\$0.00	\$0.00	\$76,998.00	\$77,002.00
300000 Servicios profesionales, científicos, y	\$154,000.00	\$0.00	\$0.00	\$0.00	\$0.00	\$0.00	\$0.00	\$25,668.00	\$25,668.00	\$0.00	\$0.00	\$0.00	\$0.00	\$76,998.00	\$77,002.00
330000 Servicios profesionales, científicos y	\$154,000.00	\$0.00	\$0.00	\$0.00	\$0.00	\$0.00	\$0.00	\$25,668.00	\$25,668.00	\$0.00	\$0.00	\$0.00	\$0.00	\$76,998.00	\$77,002.00
330001 Estudios e investigaciones	\$154,000.00	\$0.00	\$0.00	\$0.00	\$0.00	\$0.00	\$0.00	\$25,668.00	\$25,668.00	\$0.00	\$0.00	\$0.00	\$0.00	\$76,998.00	\$77,002.00
330001 Estudios e investigaciones	\$154,000.00	\$0.00	\$0.00	\$0.00	\$0.00	\$0.00	\$0.00	\$25,668.00	\$25,668.00	\$0.00	\$0.00	\$0.00	\$0.00	\$76,998.00	\$77,002.00
330001 Estudios e investigaciones	\$154,000.00	\$0.00	\$0.00	\$0.00	\$0.00	\$0.00	\$0.00	\$25,668.00	\$25,668.00	\$0.00	\$0.00	\$0.00	\$0.00	\$76,998.00	\$77,002.00
330001 Estudios e investigaciones	\$154,000.00	\$0.00	\$0.00	\$0.00	\$0.00	\$0.00	\$0.00	\$25,668.00	\$25,668.00	\$0.00	\$0.00	\$0.00	\$0.00	\$76,998.00	\$77,002.00
330001 Estudios e investigaciones	\$154,000.00	\$0.00	\$0.00	\$0.00	\$0.00	\$0.00	\$0.00	\$25,668.00	\$25,668.00	\$0.00	\$0.00	\$0.00	\$0.00	\$76,998.00	\$77,002.00
330001 Estudios e investigaciones	\$154,000.00	\$0.00	\$0.00	\$0.00	\$0.00	\$0.00	\$0.00	\$25,668.00	\$25,668.00	\$0.00	\$0.00	\$0.00	\$0.00	\$76,998.00	\$77,002.00
330001 Estudios e investigaciones	\$154,000.00	\$0.00	\$0.00	\$0.00	\$0.00	\$0.00	\$0.00	\$25,668.00	\$25,668.00	\$0.00	\$0.00	\$0.00	\$0.00	\$76,998.00	\$77,002.00
330001 Estudios e investigaciones	\$154,000.00	\$0.00	\$0.00	\$0.00	\$0.00	\$0.00	\$0.00	\$25,668.00	\$25,668.00	\$0.00	\$0.00	\$0.00	\$0.00	\$76,998.00	\$77,002.00
330001 Estudios e investigaciones	\$154,000.00	\$0.00	\$0.00	\$0.00	\$0.00	\$0.00	\$0.00	\$25,668.00	\$25,668.00	\$0.00	\$0.00	\$0.00	\$0.00	\$76,998.00	\$77,002.00
330001 Estudios e investigaciones	\$154,000.00	\$0.00	\$0.00	\$0.00	\$0.00	\$0.00	\$0.00	\$25,668.00	\$25,668.00	\$0.00	\$0.00	\$0.00	\$0.00	\$76,998.00	\$77,002.00
330001 Estudios e investigaciones	\$154,000.00	\$0.00	\$0.00	\$0.00	\$0.00	\$0.00	\$0.00	\$25,668.00	\$25,668.00	\$0.00	\$0.00	\$0.00	\$0.00	\$76,998.00	\$77,002.00
330001 Estudios e investigaciones	\$154,000.00	\$0.00	\$0.00	\$0.00	\$0.00	\$0.00	\$0.00	\$25,668.00	\$25,668.00	\$0.00	\$0.00	\$0.00	\$0.00	\$76,998.00	\$77,002.00
330001 Estudios e investigaciones	\$154,000.00	\$0.00	\$0.00	\$0.00	\$0.00	\$0.00	\$0.00	\$25,668.00	\$25,668.00	\$0.00	\$0.00	\$0.00	\$0.00	\$76,998.00	\$77,002.00
330001 Estudios e investigaciones	\$154,000.00	\$0.00	\$0.00	\$0.00	\$0.00	\$0.00	\$0.00	\$25,668.00	\$25,668.00	\$0.00	\$0.00	\$0.00	\$0.00	\$76,998.00	\$77,002.00
330001 Estudios e investigaciones	\$154,000.00	\$0.00	\$0.00	\$0.00	\$0.00	\$0.00	\$0.00	\$25,668.00	\$25,668.00	\$0.00	\$0.00	\$0.00	\$0.00	\$76,998.00	\$77,002.00
330001 Estudios e investigaciones	\$154,000.00	\$0.00	\$0.00	\$0.00	\$0.00	\$0.00	\$0.00	\$25,668.00	\$25,668.00	\$0.00	\$0.00	\$0.00	\$0.00	\$76,998.00	\$77,002.00
330001 Estudios e investigaciones	\$154,000.00	\$0.00	\$0.00	\$0.00	\$0.00	\$0.00	\$0.00	\$25,668.00	\$25,668.00	\$0.00	\$0.00	\$0.00	\$0.00	\$76,998.00	\$77,002.00
330001 Estudios e investigaciones	\$154,000.00	\$0.00	\$0.00	\$0.00	\$0.00	\$0.00	\$0.00	\$25,668.00	\$25,668.00	\$0.00	\$0.00	\$0.00	\$0.00	\$76,998.00	\$77,002.00
330001 Estudios e investigaciones	\$154,000.00	\$0.00	\$0.00	\$0.00	\$0.00	\$0.00	\$0.00	\$25,668.00	\$25,668.00	\$0.00	\$0.00	\$0.00	\$0.00	\$76,998.00	\$77,002.00
330001 Estudios e investigaciones	\$154,000.00	\$0.00	\$0.00	\$0.00	\$0.00	\$0.00	\$0.00	\$25,668.00	\$25,668.00	\$0.00	\$0.00	\$0.00	\$0.00	\$76,998.00	\$77,002.00
330001 Estudios e investigaciones	\$154,000.00	\$0.00	\$0.00	\$0.00	\$0.00	\$0.00	\$0.00	\$25,668.00	\$25,668.00	\$0.00	\$0.00	\$0.00	\$0.00	\$76,998.00	\$77,002.00
330001 Estudios e investigaciones	\$154,000.00	\$0.00	\$0.00	\$0.00	\$0.00	\$0.00	\$0.00	\$25,668.00	\$25,668.00	\$0.00	\$0.00	\$0.00	\$0.00	\$76,998.00	\$77,002.00
330001 Estudios e investigaciones	\$154,000.00	\$0.00	\$0.00	\$0.00	\$0.00	\$0.00	\$0.00	\$25,668.00	\$25,668.00	\$0.00	\$0.00	\$0.00	\$0.00	\$76,998.00	\$77,002.00
330001 Estudios e investigaciones	\$154,000.00	\$0.00	\$0.00	\$0.00	\$0.00	\$0.00	\$0.00	\$25,668.00	\$25,668.00	\$0.00	\$0.00	\$0.00	\$0.00	\$76,998.00	\$77,002.00
330001 Estudios e investigaciones	\$154,000.00	\$0.00	\$0.00	\$0.00	\$0.00	\$0.00	\$0.00	\$25,668.00	\$25,668.00	\$0.00	\$0.00	\$0.00	\$0.00	\$76,998.00	\$77,002.00
330001 Estudios e investigaciones	\$154,000.00	\$0.00	\$0.00	\$0.00	\$0.00	\$0.00	\$0.00	\$25,668.00	\$25,668.00	\$0.00	\$0.00	\$0.00	\$0.00	\$76,998.00	\$77,002.00
330001 Estudios e investigaciones	\$154,000.00	\$0.00	\$0.00	\$0.00	\$0.00	\$0.00	\$0.00	\$25,668.00	\$25,668.00	\$0.00	\$0.00	\$0.00	\$0.00	\$76,998.00	\$77,002.00
330001 Estudios e investigaciones	\$154,000.00	\$0.00	\$0.00	\$0.00	\$0.00	\$0.00	\$0.00	\$25,668.00	\$25,668.00	\$0.00	\$0.00	\$0.00	\$0.00	\$76,998.00	\$77,002.00
330001 Estudios e investigaciones	\$154,000.00	\$0.00	\$0.00	\$0.00	\$0.00	\$0.00	\$0.00	\$25,668.00	\$25,668.00	\$0.00	\$0.00	\$0.00	\$0.00	\$76,998.00	\$77,002.00
330001 Estudios e investigaciones	\$154,000.00	\$0.00	\$0.00	\$0.00	\$0.00	\$0.00	\$0.00	\$25,668.00	\$25,668.00	\$0.00	\$0.00	\$0.00	\$0.00	\$76,998.00	\$77,002.00
330001 Estudios e investigaciones	\$154,000.00	\$0.00	\$0.00	\$0.00	\$0.00	\$0.00	\$0.00	\$25,668.00	\$25,668.00	\$0.00	\$0.00	\$0.00	\$0.00	\$76,998.00	\$77,002.00
330001 Estudios e investigaciones	\$154,000.00	\$0.00	\$0.00	\$0.00	\$0.00	\$0.00	\$0.00	\$25,668.00	\$25,668.00	\$0.00	\$0.00	\$0.00	\$0.00	\$76,998.00	\$77,002.00
330001 Estudios e investigaciones	\$154,000.00	\$0.00	\$0.00	\$0.00	\$0.00	\$0.00	\$0.00	\$25,668.00	\$25,668.00	\$0.00	\$0.00	\$0.00	\$0.00	\$76,998.00	\$77,002.00
330001 Estudios e investigaciones	\$154,000.00	\$0.00	\$0.00	\$0.00	\$0.00	\$0.00	\$0.00	\$25,668.00	\$25,668.00	\$0.00	\$0.00	\$0.00	\$0.00	\$76,998.00	\$77,002.00
330001 Estudios e investigaciones	\$154,000.00	\$0.00	\$0.00	\$0.00	\$0.00	\$0.00	\$0.00	\$25,668.00	\$25,668.00	\$0.00	\$0.00	\$0.00	\$0.00	\$76,998.00	\$77,002.00
330001 Estudios e investigaciones	\$154,000.00	\$0.00	\$0.00	\$0.00	\$0.00	\$0.00	\$0.00	\$25,668.00	\$25,668.00	\$0.00	\$0.00	\$0.00	\$0.00	\$76,998.00	\$77,002.00
330001 Estudios e investigaciones	\$154,000.0														



Municipio de Juárez Hidalgo

Análisis Mensual de Egresos Pagados por Fuente de Financiamiento al 30/sep/2022

(Cuentas con Movimientos)

(Cifras en pesos y centavos)

Table with columns: Objeto del Gasto, Presupuesto Vigente, Ene, Feb, Mar, Abr, May, Jun, Jul, Ago, Sep, Oct, Nov, Dic, Total, and Diferencia (Vigente - Total). Rows include categories like Materiales y útiles de imprenta, Alimentos y utensilios, and SERVICIOS GENERALES.

01:00 p. m.

Fecha y

Diferencia (Vigente - Total)



Handwritten signature and date 2022-09-30



Handwritten signature and date 2022-09-30



Handwritten signature and date 2022-09-30



Municipio de Juárez Hidalgo

Análisis Mensual de Egresos Pagados por Fuente de Financiamiento al 30/Sep/2022

(Cifras en Pesos y Centavos)

Urf: rptEgresos
rptEgresosCifras

01/10 p. m.

Fecha y

Objeto del Gasto	Presupuesto Vigente	Ene	Feb	Mar	Abr	May	Jun	Jul	Ago	Sep	Oct	Nov	Dic	Total	Diferencia (Vigente - Total)	
318000 Servicios postales y telefónicos	\$294.63	\$0.00	\$294.63	\$0.00	\$754.00	\$0.00	\$0.00	\$0.00	\$0.00	\$0.00	\$0.00	\$0.00	\$0.00	\$1,038.63	-\$744.00	
318002 Servicio Telefónico	\$294.63	\$0.00	\$294.63	\$0.00	\$754.00	\$0.00	\$0.00	\$0.00	\$0.00	\$0.00	\$0.00	\$0.00	\$0.00	\$1,038.63	-\$744.00	
322000 Gastos de arrendamiento	\$320.00	\$0.00	\$1,070.00	\$1,600.00	\$240.00	\$0.00	\$0.00	\$0.00	\$0.00	\$0.00	\$0.00	\$0.00	\$0.00	\$1,470.00	-\$1,150.00	
323001 Arrendamiento de mobiliario y equipo de oficina	\$320.00	\$0.00	\$1,070.00	\$1,600.00	\$240.00	\$0.00	\$0.00	\$0.00	\$0.00	\$0.00	\$0.00	\$0.00	\$0.00	\$1,470.00	-\$1,150.00	
340000 Gastos financieros, bancarios y de nómina	\$7,299.24	\$0.00	\$4,983.23	\$0.00	\$0.00	\$0.00	\$5,627.00	\$0.00	\$0.00	\$0.00	\$0.00	\$0.00	\$0.00	\$10,597.23	-\$3,180.99	
347000 Fletes y manebas	\$4,983.23	\$0.00	\$4,983.23	\$0.00	\$0.00	\$0.00	\$5,627.00	\$0.00	\$0.00	\$0.00	\$0.00	\$0.00	\$0.00	\$10,597.23	-\$5,627.00	
347001 Fletes y Manebas	\$4,983.23	\$0.00	\$4,983.23	\$0.00	\$0.00	\$0.00	\$5,627.00	\$0.00	\$0.00	\$0.00	\$0.00	\$0.00	\$0.00	\$10,597.23	-\$5,627.00	
348000 Servicios financieros, bancarios y de nómina	\$2,316.01	\$0.00	\$0.00	\$0.00	\$0.00	\$0.00	\$0.00	\$0.00	\$0.00	\$0.00	\$0.00	\$0.00	\$0.00	\$0.00	\$2,316.01	\$0.00
348001 Servicios financieros, bancarios y de nómina	\$2,316.01	\$0.00	\$0.00	\$0.00	\$0.00	\$0.00	\$0.00	\$0.00	\$0.00	\$0.00	\$0.00	\$0.00	\$0.00	\$0.00	\$2,316.01	\$0.00
349000 Gastos de instalación, reparación, conservación y mantenimiento menor de equipo	\$16,116.16	\$0.00	\$18,453.70	\$397.00	\$0.00	\$0.00	\$5,197.40	\$0.00	\$332.99	\$8,421.49	\$0.00	\$0.00	\$0.00	\$34,712.58	-\$18,596.42	
351000 Conservación y mantenimiento menor de equipo	\$7,246.76	\$0.00	\$11,453.70	\$537.00	\$0.00	\$0.00	\$0.00	\$0.00	\$332.99	\$8,421.49	\$0.00	\$0.00	\$0.00	\$20,745.18	-\$13,399.42	
351001 Conservación y mantenimiento menor de equipo	\$7,246.76	\$0.00	\$11,453.70	\$537.00	\$0.00	\$0.00	\$0.00	\$0.00	\$332.99	\$8,421.49	\$0.00	\$0.00	\$0.00	\$20,745.18	-\$13,399.42	
353000 Instalación, reparación y mantenimiento de equipo	\$1,870.40	\$0.00	\$0.00	\$0.00	\$0.00	\$0.00	\$4,972.00	\$0.00	\$0.00	\$0.00	\$0.00	\$0.00	\$0.00	\$5,942.00	-\$4,071.60	
353001 Reparación y mantenimiento de equipo	\$1,870.40	\$0.00	\$0.00	\$0.00	\$0.00	\$0.00	\$4,972.00	\$0.00	\$0.00	\$0.00	\$0.00	\$0.00	\$0.00	\$5,942.00	-\$4,071.60	
355000 Reparación y mantenimiento de equipo	\$1,000.00	\$0.00	\$0.00	\$0.00	\$0.00	\$0.00	\$0.00	\$0.00	\$0.00	\$0.00	\$0.00	\$0.00	\$0.00	\$1,000.00	\$0.00	
355001 Reparación y mantenimiento de equipo	\$1,000.00	\$0.00	\$0.00	\$0.00	\$0.00	\$0.00	\$0.00	\$0.00	\$0.00	\$0.00	\$0.00	\$0.00	\$0.00	\$1,000.00	\$0.00	
357000 Instalación, reparación y mantenimiento de equipo	\$7,200.00	\$0.00	\$7,000.00	\$0.00	\$0.00	\$0.00	\$325.00	\$0.00	\$0.00	\$0.00	\$0.00	\$0.00	\$0.00	\$7,325.00	-\$325.00	
357001 Mantenimiento de maquinaria y Equipo	\$7,200.00	\$0.00	\$7,000.00	\$0.00	\$0.00	\$0.00	\$325.00	\$0.00	\$0.00	\$0.00	\$0.00	\$0.00	\$0.00	\$7,325.00	-\$325.00	
360000 Servicios de comunicación social y difusión	\$36,082.00	\$0.00	\$36,082.00	\$0.00	\$0.00	\$0.00	\$0.00	\$0.00	\$0.00	\$0.00	\$0.00	\$0.00	\$0.00	\$36,082.00	\$0.00	
361000 Difusión por radio, televisión y otros	\$36,082.00	\$0.00	\$36,082.00	\$0.00	\$0.00	\$0.00	\$0.00	\$0.00	\$0.00	\$0.00	\$0.00	\$0.00	\$0.00	\$36,082.00	\$0.00	
361001 Difusión por radio, televisión y otros	\$36,082.00	\$0.00	\$36,082.00	\$0.00	\$0.00	\$0.00	\$0.00	\$0.00	\$0.00	\$0.00	\$0.00	\$0.00	\$0.00	\$36,082.00	\$0.00	
370000 Servicios de traslado y viáticos	\$20,000.00	\$0.00	\$0.00	\$3,103.27	\$0.00	\$0.00	\$0.00	\$0.00	\$0.00	\$0.00	\$0.00	\$0.00	\$0.00	\$3,103.27	\$16,896.73	
376000 Viáticos en el país	\$18,000.00	\$0.00	\$0.00	\$2,603.27	\$0.00	\$0.00	\$0.00	\$0.00	\$0.00	\$0.00	\$0.00	\$0.00	\$0.00	\$2,603.27	\$15,396.73	
376001 Viáticos en el país	\$18,000.00	\$0.00	\$0.00	\$2,603.27	\$0.00	\$0.00	\$0.00	\$0.00	\$0.00	\$0.00	\$0.00	\$0.00	\$0.00	\$2,603.27	\$15,396.73	
379000 Paga de hospedaje	\$2,000.00	\$0.00	\$0.00	\$500.00	\$0.00	\$0.00	\$0.00	\$0.00	\$0.00	\$0.00	\$0.00	\$0.00	\$0.00	\$1,100.00	\$900.00	
379002 Paga de hospedaje	\$2,000.00	\$0.00	\$0.00	\$500.00	\$0.00	\$0.00	\$0.00	\$0.00	\$0.00	\$0.00	\$0.00	\$0.00	\$0.00	\$1,100.00	\$900.00	
380000 Gastos de orden social y cultural	\$73,518.89	\$0.00	\$0.00	\$9,364.00	\$2,089.94	\$0.00	\$0.00	\$0.00	\$315.56	\$13,405.00	\$0.00	\$0.00	\$0.00	\$25,174.50	-\$48,344.39	
382000 Gastos de orden social y cultural	\$64,154.69	\$0.00	\$0.00	\$6,000.00	\$2,089.94	\$0.00	\$0.00	\$0.00	\$315.56	\$13,405.00	\$0.00	\$0.00	\$0.00	\$24,244.39	-\$42,344.39	
382001 Eventos Culturales	\$64,154.69	\$0.00	\$0.00	\$6,000.00	\$2,089.94	\$0.00	\$0.00	\$0.00	\$315.56	\$13,405.00	\$0.00	\$0.00	\$0.00	\$24,244.39	-\$42,344.39	
390000 Otros servicios generales	\$51,133.00	\$0.00	\$0.00	\$3,364.00	\$0.00	\$0.00	\$8,754.00	\$0.00	\$0.00	\$3,442.00	\$0.00	\$0.00	\$0.00	\$37,170.00	-\$13,865.00	
392000 Otros servicios generales	\$51,133.00	\$0.00	\$0.00	\$3,364.00	\$0.00	\$0.00	\$8,754.00	\$0.00	\$0.00	\$3,442.00	\$0.00	\$0.00	\$0.00	\$37,170.00	-\$13,865.00	
392001 Impuestos y derechos	\$26,135.00	\$0.00	\$0.00	\$0.00	\$15,482.00	\$0.00	\$5,754.00	\$0.00	\$0.00	\$0.00	\$0.00	\$0.00	\$0.00	\$21,236.00	-\$11,025.00	
392002 Pistas, tenencias y ventanillas	\$18,341.00	\$0.00	\$0.00	\$0.00	\$15,482.00	\$0.00	\$4,000.00	\$0.00	\$0.00	\$0.00	\$0.00	\$0.00	\$0.00	\$29,372.00	\$0.00	
392006 Pistas, tenencias y ventanillas	\$18,341.00	\$0.00	\$0.00	\$0.00	\$15,482.00	\$0.00	\$4,000.00	\$0.00	\$0.00	\$0.00	\$0.00	\$0.00	\$0.00	\$29,372.00	\$0.00	
393000 Pensas, multas, excedidos y sanciones	\$7,791.00	\$0.00	\$0.00	\$0.00	\$0.00	\$0.00	\$2,694.00	\$0.00	\$0.00	\$0.00	\$0.00	\$0.00	\$0.00	\$7,794.00	\$0.00	
395000 Pensas, multas, excedidos y sanciones	\$7,791.00	\$0.00	\$0.00	\$0.00	\$0.00	\$0.00	\$2,694.00	\$0.00	\$0.00	\$0.00	\$0.00	\$0.00	\$0.00	\$7,794.00	\$0.00	
395001 Pensas, multas, excedidos y sanciones	\$7,791.00	\$0.00	\$0.00	\$0.00	\$0.00	\$0.00	\$2,694.00	\$0.00	\$0.00	\$0.00	\$0.00	\$0.00	\$0.00	\$7,794.00	\$0.00	
400000 TRANSFERENCIAS	\$421,897.10	\$108,890.58	\$64,752.40	\$24,294.84	\$8,227.97	\$20,334.72	\$7,734.10	\$3,525.82	\$380.00	\$9,350.00	\$0.00	\$0.00	\$0.00	\$240,119.83	\$181,777.27	
440000 Ayudas sociales	\$421,897.10	\$108,890.58	\$64,752.40	\$24,294.84	\$8,227.97	\$20,334.72	\$7,734.10	\$3,525.82	\$380.00	\$9,350.00	\$0.00	\$0.00	\$0.00	\$240,119.83	\$181,777.27	
441000 Ayudas sociales a personas	\$180,000.00	\$100,000.00	\$54,702.40	\$24,294.84	\$8,227.97	\$20,334.72	\$7,734.10	\$3,525.82	\$380.00	\$9,350.00	\$0.00	\$0.00	\$0.00	\$138,600.37	\$41,399.63	

TESORERIA
 JUÁREZ HIDALGO
 2020 - 2024

SINDICO PROCURADOR
 JUÁREZ HIDALGO
 2020 - 2024

PRESIDENCIA MUNICIPAL
 JUÁREZ HIDALGO
 2020 - 2024



Municipio de Juárez Hidalgo
 Hidalgo
 Analítico Mensual de Egresos Pagados por Fuente de Financiamiento al 30/sep/2022

Ur: ingenier
 pph:alicioPena

(Cuentas con Movimientos)
 (Cifras en pesos y centavos)

Fecha: 01:00 p. m.

Objeto del Gasto	Presupuesto Vigente												Diferencia (Vigente Total)			
	Ene	Feb	Mar	Abr	May	Jun	Jul	Ago	Sep	Oct	Nov	Dic		Total		
441001 Ayudas sociales a Personas	\$380,000.00	\$108,890.68	\$84,762.40	\$24,294.04	\$5,277.97	\$20,334.72	\$7,724.10	\$3,525.82	\$380.00	\$3,550.00	\$0.00	\$0.00	\$0.00	\$0.00	\$240,119.63	\$139,160.37
442000 Becas y otras ayudas para programas de	\$41,887.10	\$0.00	\$0.00	\$0.00	\$0.00	\$0.00	\$0.00	\$0.00	\$0.00	\$0.00	\$0.00	\$0.00	\$0.00	\$0.00	\$0.00	\$41,887.10
442001 Becas	\$41,887.10	\$0.00	\$0.00	\$0.00	\$0.00	\$0.00	\$0.00	\$0.00	\$0.00	\$0.00	\$0.00	\$0.00	\$0.00	\$0.00	\$0.00	\$41,887.10
500000 BIENES INMUEBLES, INMUEBLES E	\$53,182.69	\$50,033.44	\$0.00	\$3,149.25	\$0.00	\$0.00	\$0.00	\$0.00	\$0.00	\$0.00	\$0.00	\$0.00	\$0.00	\$0.00	\$53,182.69	\$0.00
510000 Mobiliario y equipo de administración	\$53,182.69	\$50,033.44	\$0.00	\$3,149.25	\$0.00	\$0.00	\$0.00	\$0.00	\$0.00	\$0.00	\$0.00	\$0.00	\$0.00	\$0.00	\$53,182.69	\$0.00
511000 Muebles de oficina y estantería	\$3,149.25	\$0.00	\$0.00	\$3,149.25	\$0.00	\$0.00	\$0.00	\$0.00	\$0.00	\$0.00	\$0.00	\$0.00	\$0.00	\$0.00	\$3,149.25	\$0.00
511001 Mobiliario de oficina	\$3,149.25	\$0.00	\$0.00	\$3,149.25	\$0.00	\$0.00	\$0.00	\$0.00	\$0.00	\$0.00	\$0.00	\$0.00	\$0.00	\$0.00	\$3,149.25	\$0.00
515000 Equipo de cómputo y de tecnología de la	\$50,033.44	\$50,033.44	\$0.00	\$0.00	\$0.00	\$0.00	\$0.00	\$0.00	\$0.00	\$0.00	\$0.00	\$0.00	\$0.00	\$0.00	\$50,033.44	\$0.00
515001 Equipo de cómputo	\$50,033.44	\$50,033.44	\$0.00	\$0.00	\$0.00	\$0.00	\$0.00	\$0.00	\$0.00	\$0.00	\$0.00	\$0.00	\$0.00	\$0.00	\$50,033.44	\$0.00
RECURSOS FISCALES	\$819,748.8	\$180,748.8	\$164,943.55	\$94,438.88	\$41,277.01	\$47,081.33	\$38,947.44	\$17,412.82	\$21,073.52	\$39,466.49	\$0.00	\$0.00	\$0.00	\$0.00	\$856,480.64	\$269,181.22
Total Final	\$39,569,356.11	\$1,607,901.05	\$1,413,801.82	\$2,100,232.83	\$2,143,000.38	\$3,429,928.59	\$2,358,952.87	\$2,158,585.99	\$2,056,719.80	\$3,606,378.96	\$0.00	\$0.00	\$0.00	\$0.00	\$23,378,623.20	\$12,100,322.91

TESORERIA
 JUÁREZ HIDALGO
 2020 - 2024

SINDICO PROCURADOR
 JUÁREZ HIDALGO
 2020 - 2024

PRESIDENCIA MUNICIPAL
 JUÁREZ HIDALGO
 2020 - 2024